



2—3

Index

4—5

Designers

6—55

Architecture

56—267

Furniture

268—283

Lighting

284—295

Shadow

296—309

Objects

310—317

Finishes

318—323

Ecological awareness

324—333

Materials






Patricia Urquiola




Rodolfo Dordoni



Jasper Morrison



Dion and Richard Neutra



Naoto Fukasawa



Mario Bellini



Nanna & Jørgen Ditzel



Vincent Van Duysen



Konstantin Grcic



Michael Anastassiades



Doshi Levien



Ronan & Erwan Bouroullec



Maddalena Casadei & Dunja Weber

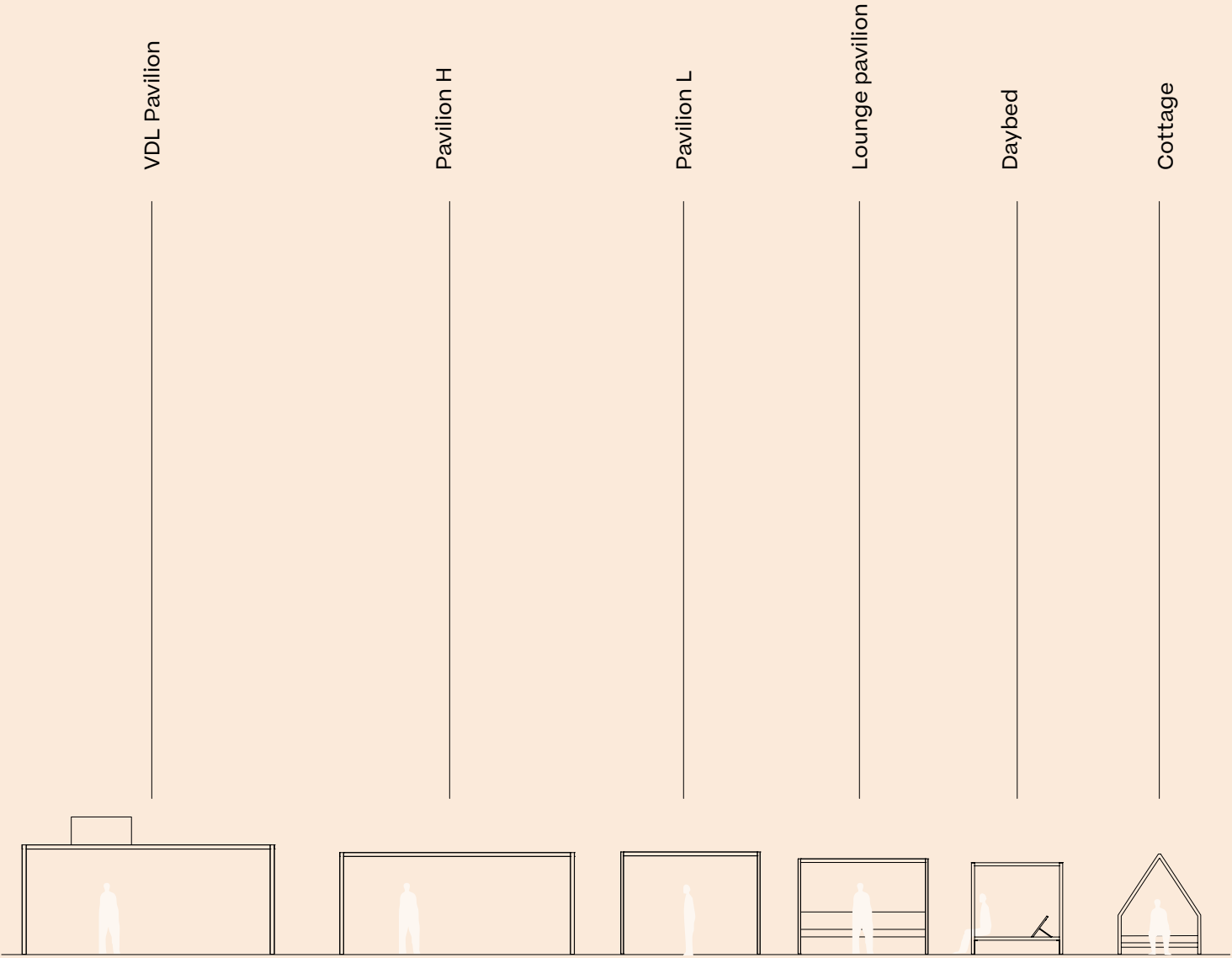


Michel Charlot



Emiliana Design Studio

# Architecture



# Bringing order, form and structure.

Kettal pavilions seek to bring order, form and structure to outdoor areas. Functionally, they are designed to provide shelter: to shade and cool or protect from the wind and rain.



# VDL Penthouse, by Richard Neutra





Kettal has replicated the design by Dion and Richard Neutra, while updating the materials and construction techniques. All the structural details, as defined by its creators, have been adhered to.

“This house — in its free relation to the ground, the trees, the sea — with constant proximity to the whole vast order of nature, acts as a re-orientator and ‘shock absorber’ and should provide the needed relaxations from the complications arising from daily problems.”

The most outstanding morphological traits are:

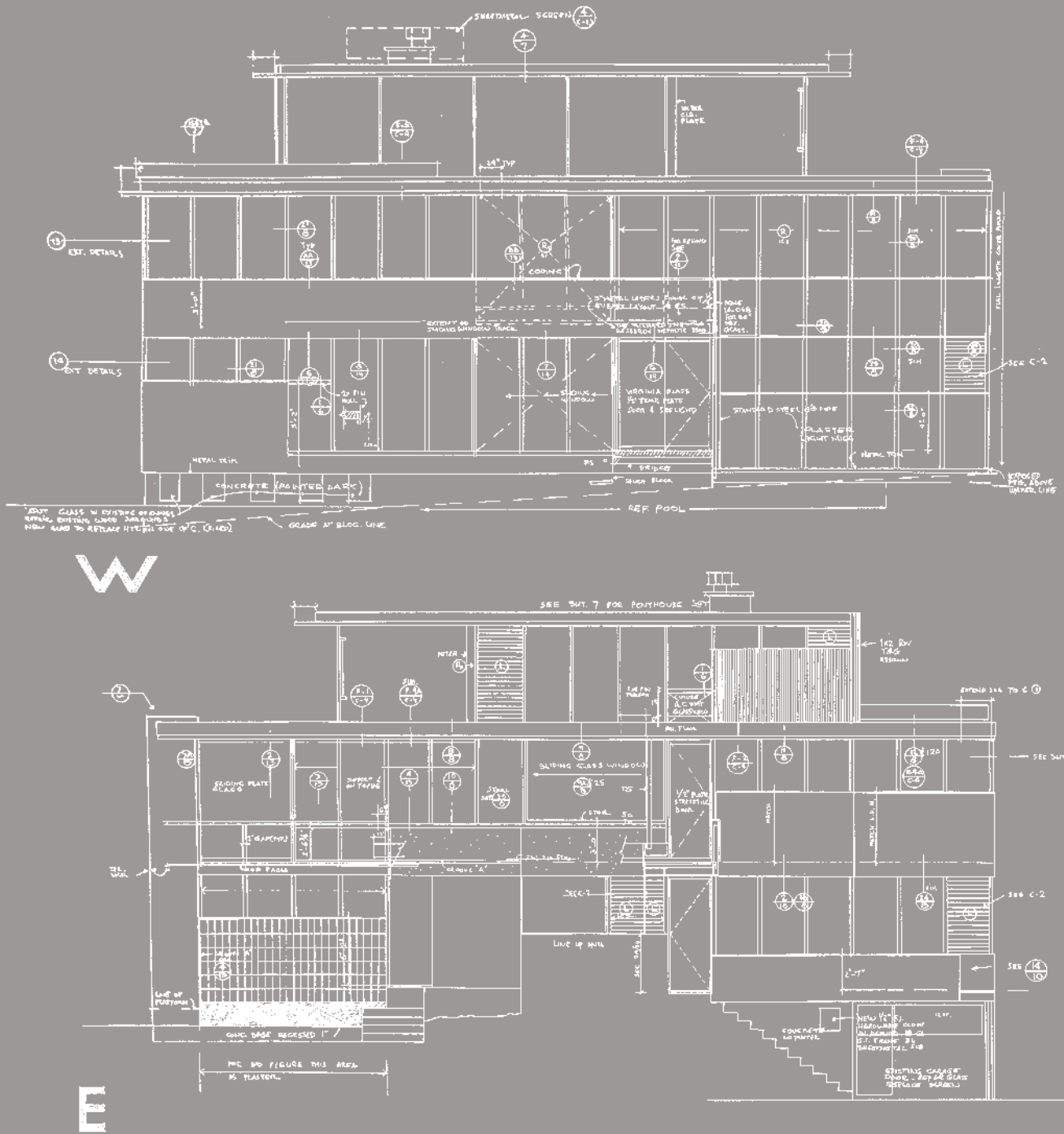
1 Predominantly horizontal lines, emphasised by the wooden strips running across the structure, protruding 500 mm at the ends. Richard Neutra himself referred to them in various texts, as:

“Traditional Japanese architecture is horizontal; space is exclusively horizontal. Without a defined centre or axis, it extends as an aggregate of rooms of equal value, none of which is complete except in relation to the others. The space is flexible and transferable, without a fixed function. The use of the rooms varies over the course of the day and throughout the year.”

2 The columns are set back 100 mm to give full prominence to the roof. In addition, the columns are understated and the roof is slightly oversized. In spite of its formal strength, to some extent it seems as if the roof is floating lightly over the shell of the house.

3 The characteristic chimney on the roof has been maintained, which houses the light sensors, air-conditioning unit and a small weather station. The technology used by the architect in this project is still quite astonishing even today, evidenced by the complex electrical installation, the special lighting systems, the telephone installation, the projectors, the electric stoves, the radio, the signage system and the temperature control device. This whole technological deployment has been updated with the development of a specific smart system to control everything in the house: air-conditioning, central heating, lighting, etc.

4 The trellis structure continues beyond the roof to create an open space that can be used for different activities, while at the same time, accentuating the horizontal nature of the building.



In 1932, Richard Neutra built his house thanks to a donation from the Dutch philanthropist Dr Van Der Leeuw (hence the acronym VDL). This house is a particularly important example of Richard Neutra's work because it encapsulates all the architectural theories that he first posited in his book *Wie Baut amerika?*, 1927 and later on in his more philosophical reflections *Survival Through Design*, 1953. Seven years later, when the family had grown, he built an annex in the garden. In 1963, the house was devastated by fire, leaving only the annex standing. At that time, Richard Neutra and his son and colleague Dion Neutra rebuilt the house and added a solarium/atrium on top of the original structure. He incorporated everything he had learned over the years in this reconstruction: modularity, natural climate control, water roofs, interaction with the natural environment, technological advances, etc. Apart from being his home, the VDL Research House was also his office. In this building, over 30 years, he designed hundreds of international projects. Some of the most representative architects from the Modern American movement also spent time in his practice as apprentices. The house was also a meeting point for the cultural milieu of those times, with visitors such as Julius Shulman, Frank Lloyd Wright, Alvar Aalto, Charles and Ray Eames, Jørn Urtzon and László Moholy-Nagy. In 1990, on the death of Dione Neutra, Richard Neutra's wife and Dion's mother, the house was donated to the California State Polytechnic University, Pomona.



VDL Research House



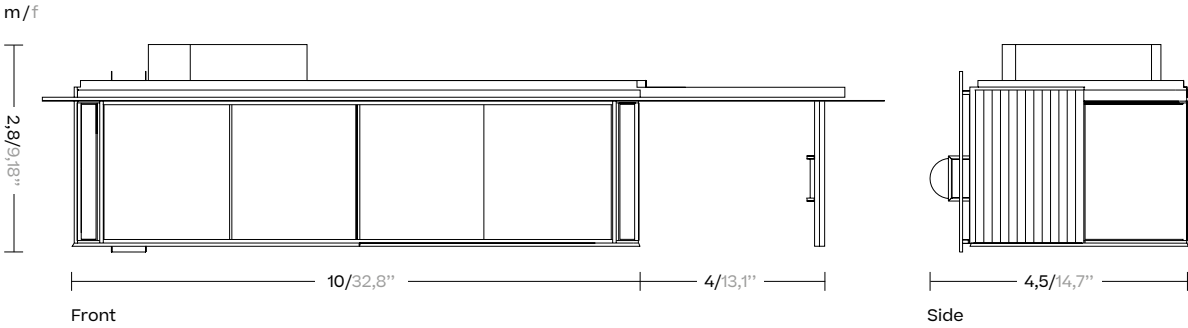
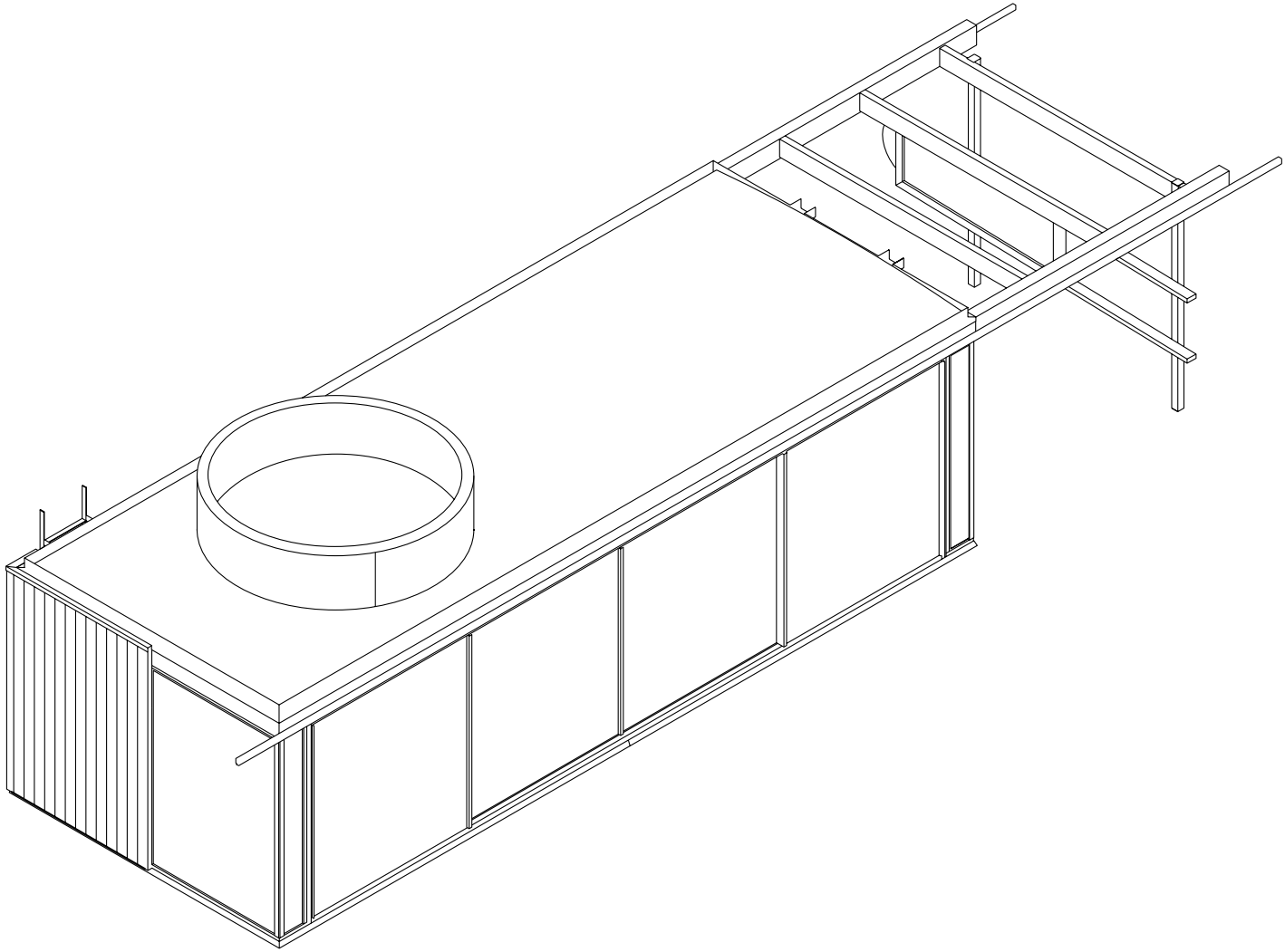






VDL Penthouse

Kettal has replicated the design by Dion and Richard Neutra, while updating the materials and construction techniques. All the structural details as defined by its creators, have been adhered to.





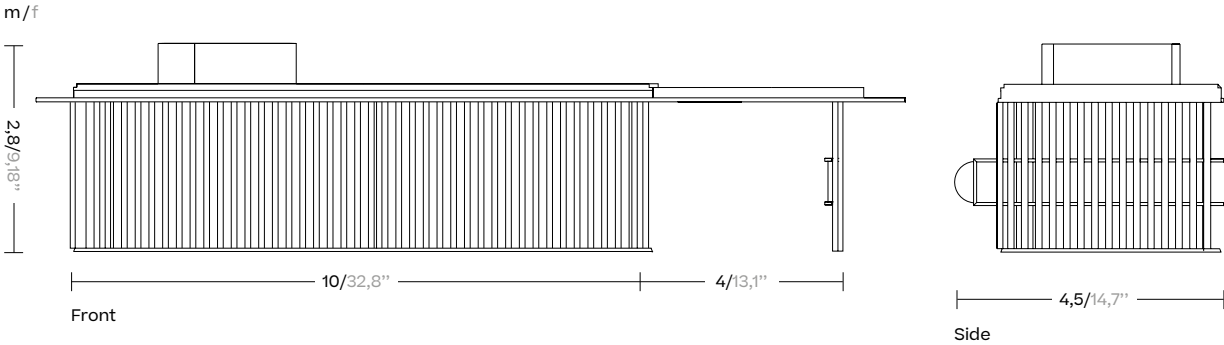
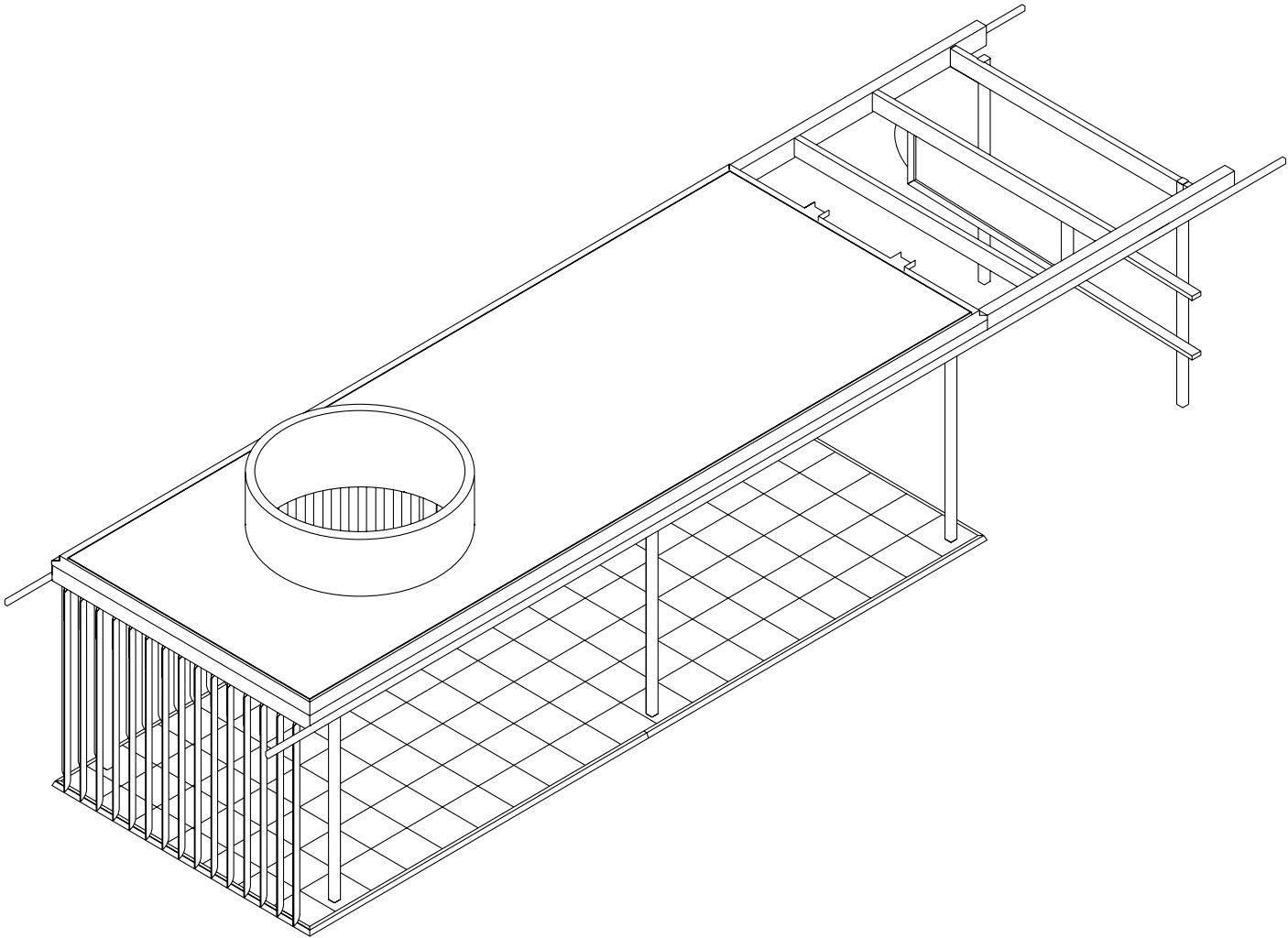
# VDL Pavilion





VDL Pavilion

Under the supervision of Dion Neutra, Richard’s son, we have used updated construction methods and materials while respecting all of the house’s original details. An automated smart home system has also been designed to control the lighting, air conditioning and heating, among other things.





# Pavilion H







Pavilion H





















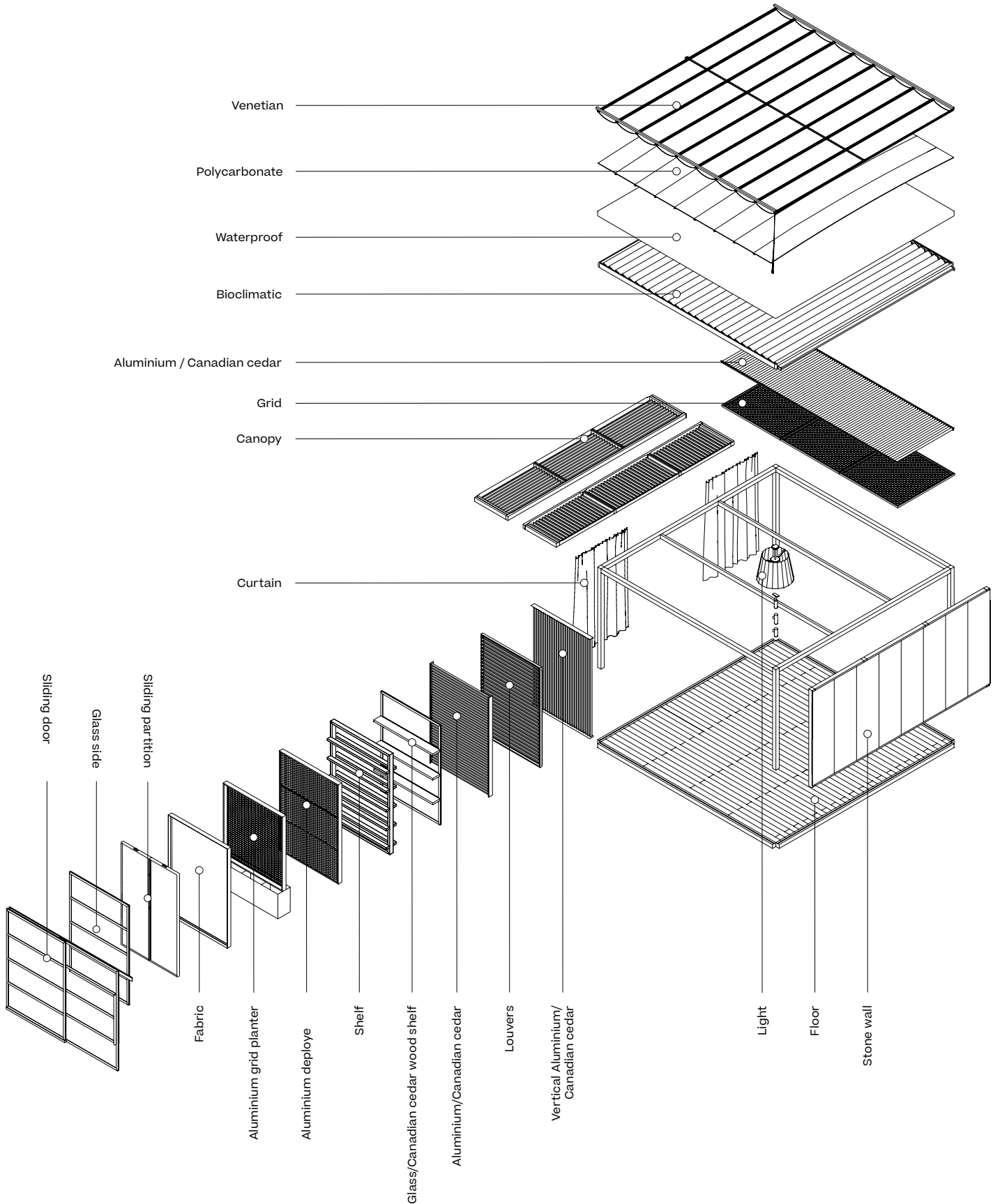




Pavilion H

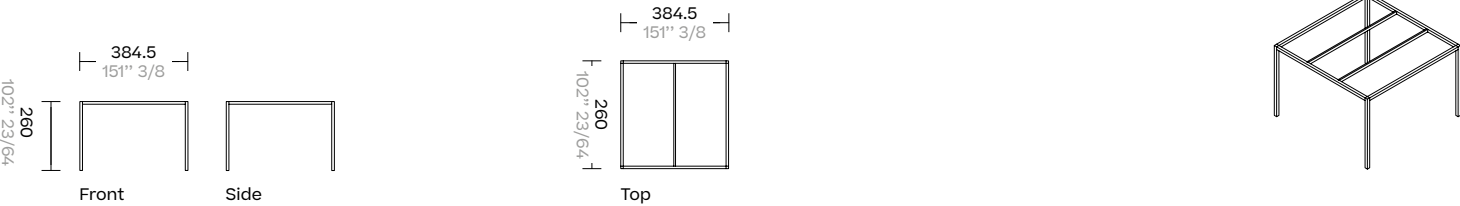
This new series of pavilions brings the system even closer to architecture, as we have developed more tools for its integration in the architectural environment. The system is now able to adapt more efficiently to different uses and environments: landscapes, architecture, urban environment, maritime, mountain, and so on.

The architecture now has minimal structure, not only for aesthetic reasons, but also to create open spaces that flow freely into each other by means of light, transparency and lightness of structure.

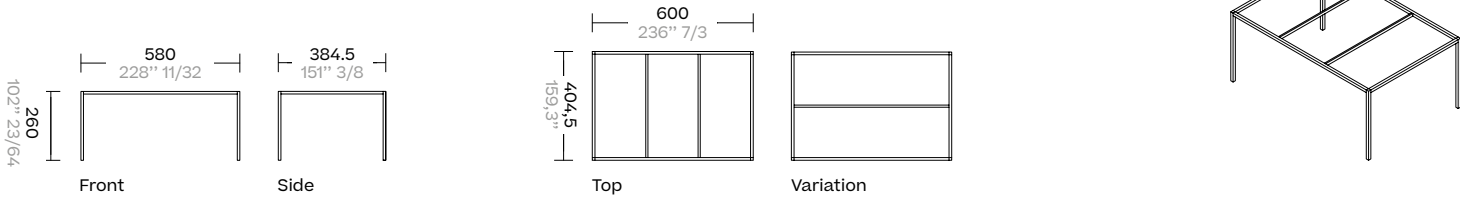


Simple standard sizes      cm/inch

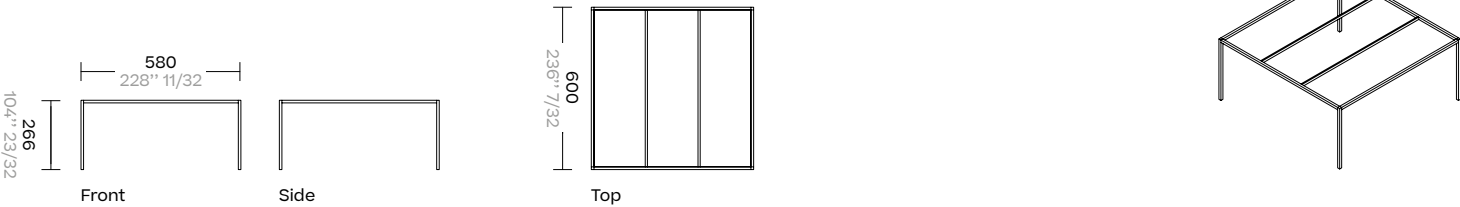
4x4 Simple Pavilion



6x4 Simple Pavilion



6x6 Simple Pavilion



Double standard sizes

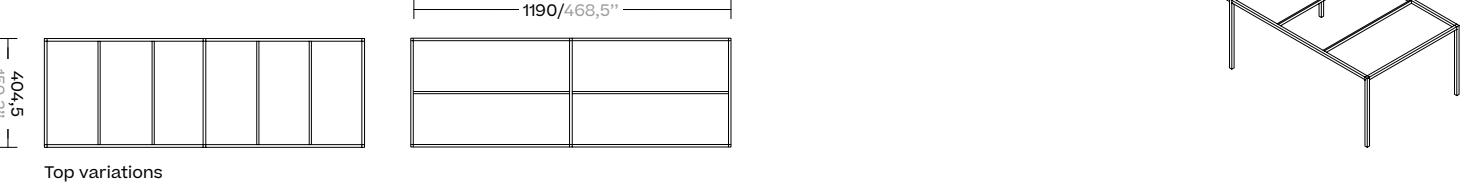
8x4 Double Pavilion



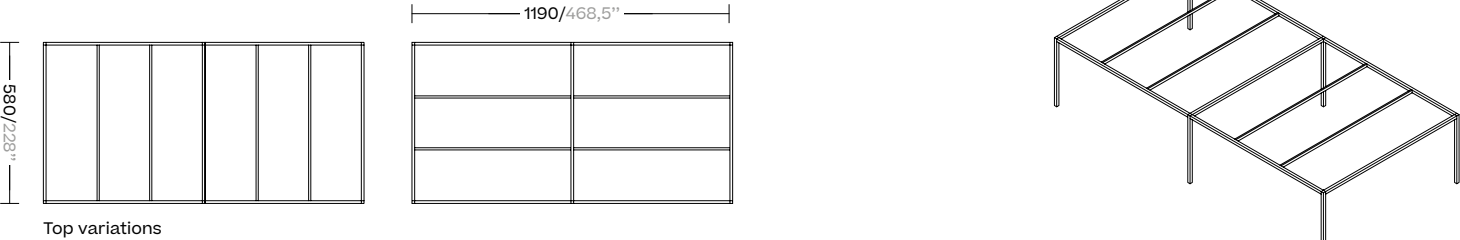
8x6 Double Pavilion



12x4 Double Pavilion



12x6 Double Pavilion





# Pavilion H Lighting

Pavilion lighting is an LED lighting system that offers solutions for any type of Kettal pavilion. All luminaires are designed to be used as a point light source or as a continuous line of light providing efficient visual comfort, where quality and aesthetic features are combined. The entire lighting system is integrated into the architecture of the pavilion, in the structure, wall, adjustable louvres and so on, allowing for the installation of all variants of lighting equipment.



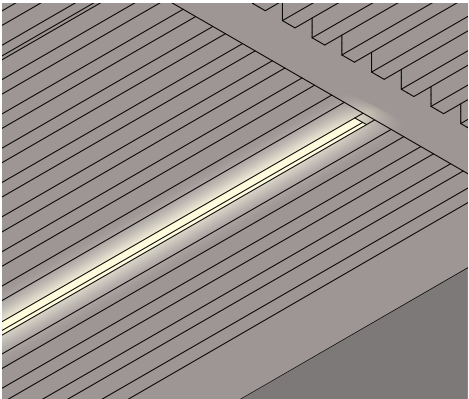




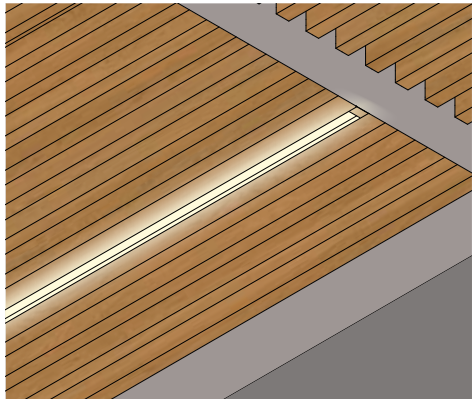


Track system

Integrated

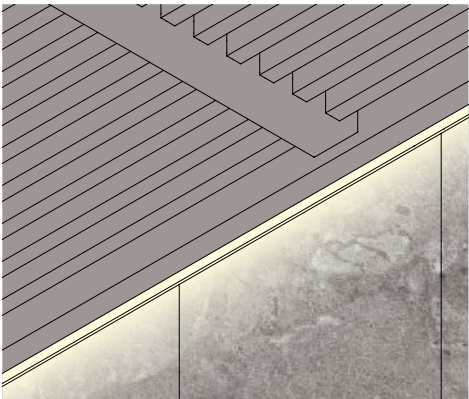


Alumium ceiling integrated LED track

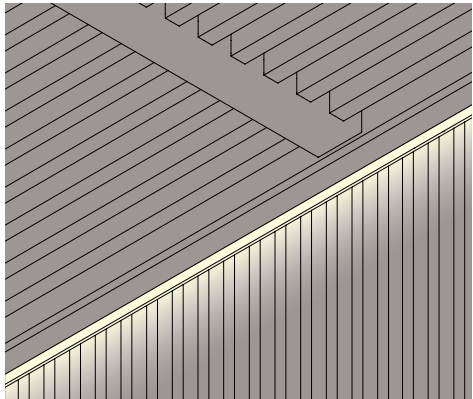


Canadian cedar integrated LED track

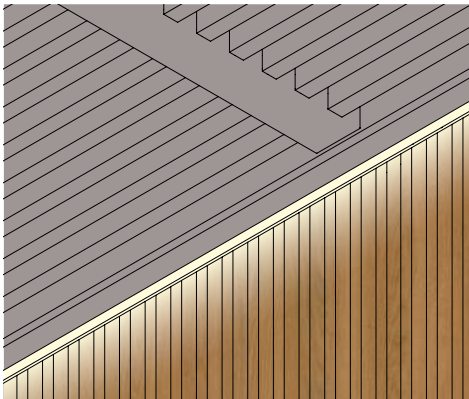
Wash light



Ceppo Di Gre With Ceppo Di Gre



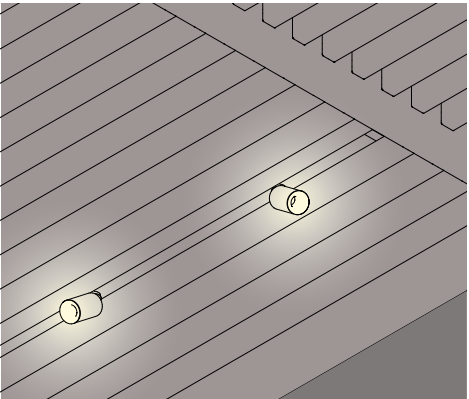
Vertical Aluminium Side With Wash Light



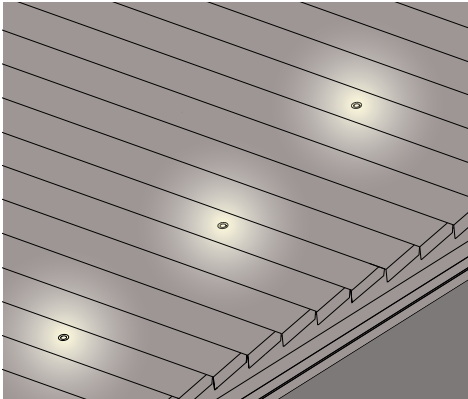
Canadian Cedar Side With Wash Light

Track system

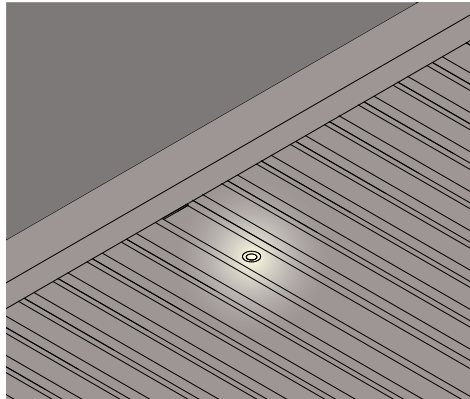
Ceiling



Slats Integrated Dot Light




Micro Dots Light

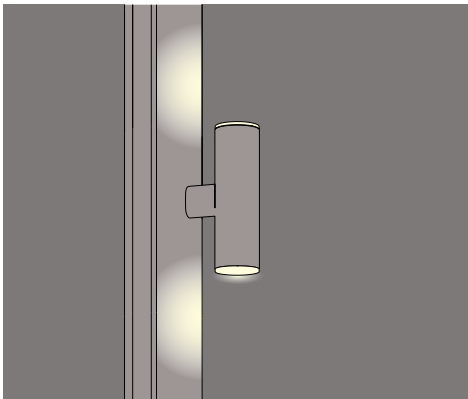


Canopy Micro Dot

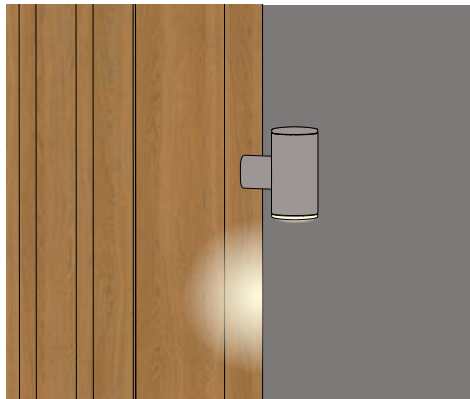
Column



Dots down



Dots up & down



Small Dots down



Dots down

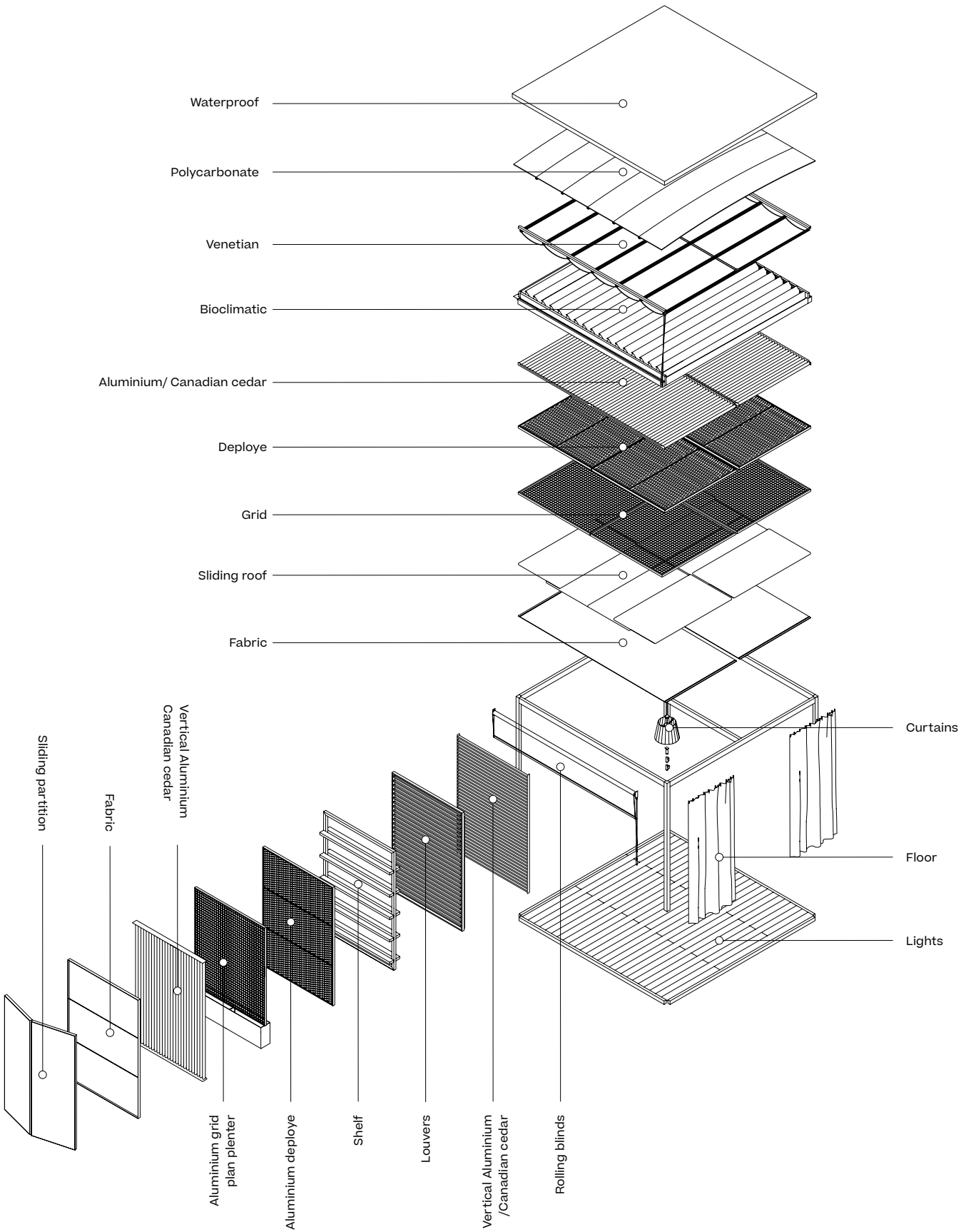


Dots up & down

Pavilion L

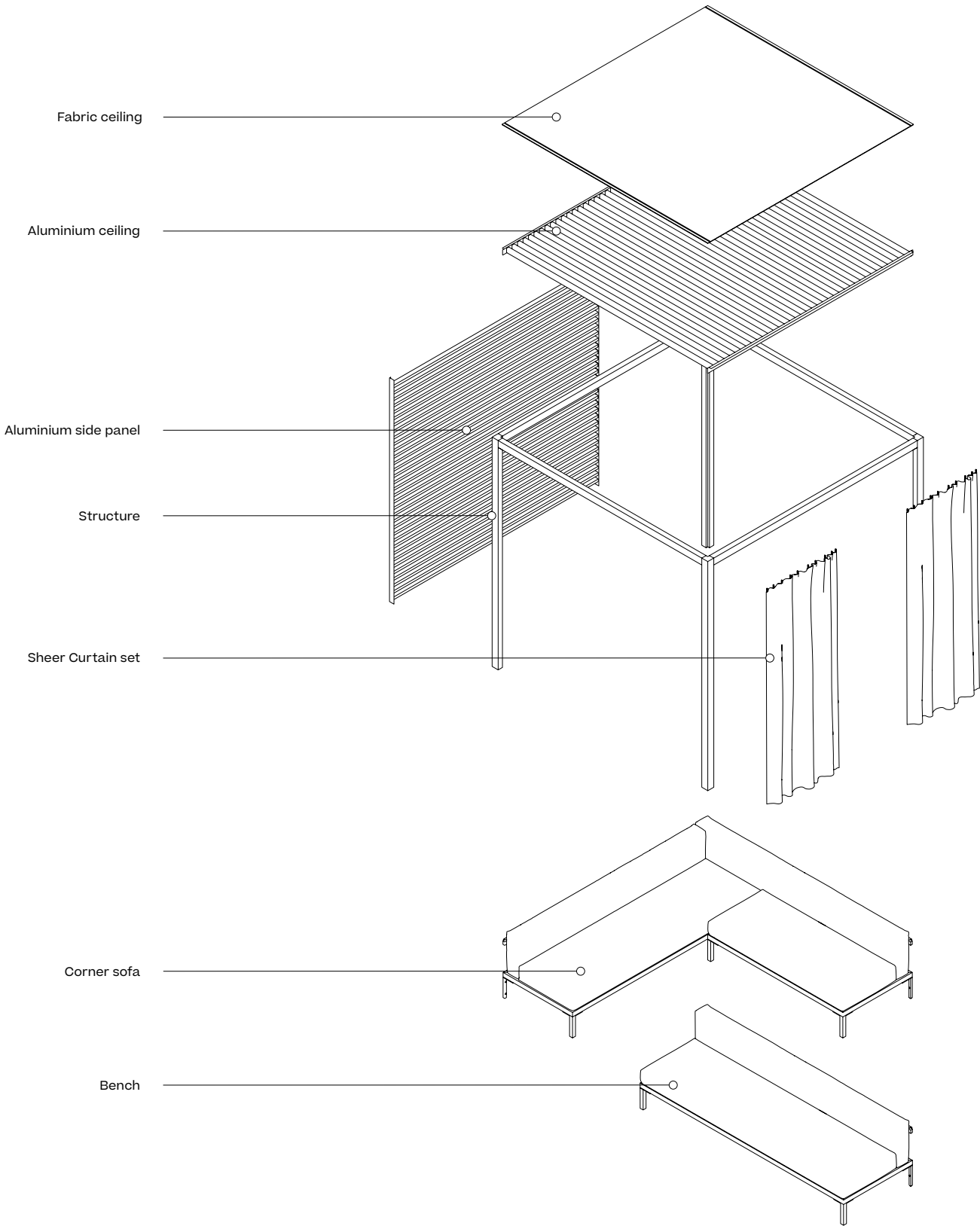
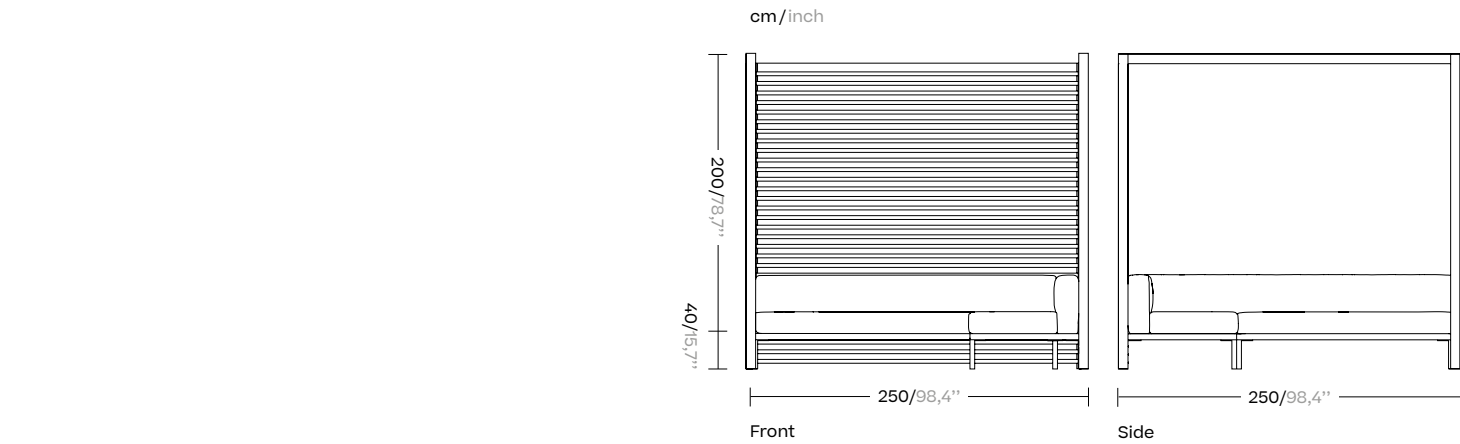
The rationalist construction seeks to bring order, form and structure to outdoor areas. Functionally, they are designed to provide shelter: to shade and cool or protect from the elements.

These customisable structures are available in various sizes and configurations, suitable for both indoor or outdoor use.



Lounge pavilion

The daybed structure can be personalised and configured with blinds, net curtains, panels and ceilings.





Daybed



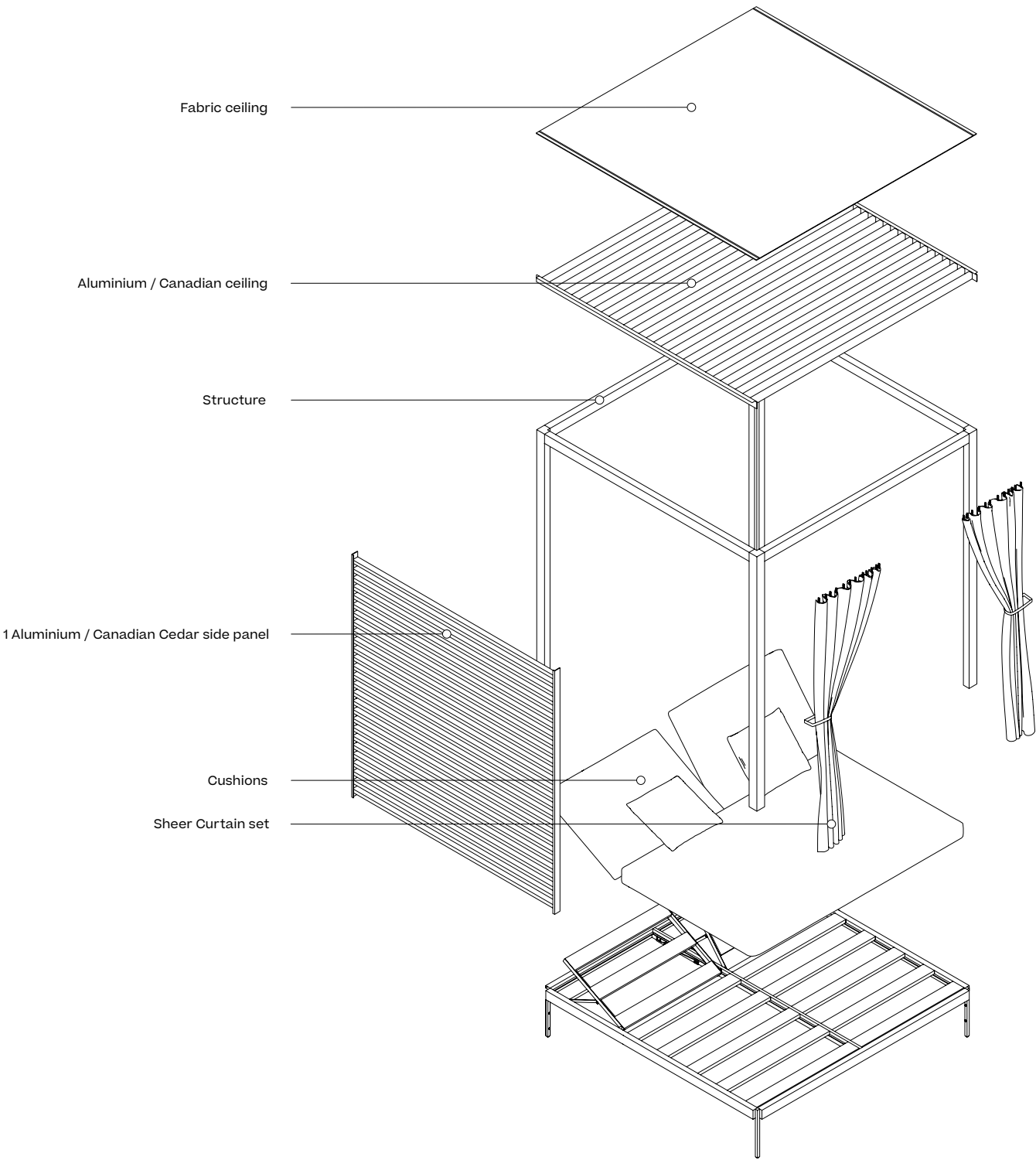
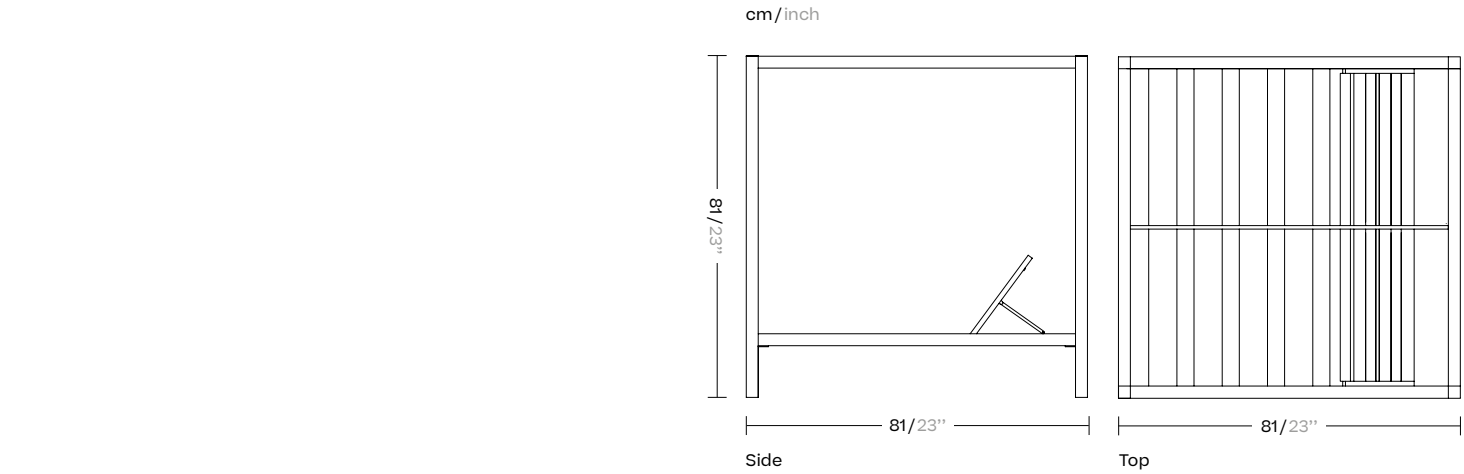
Cottage





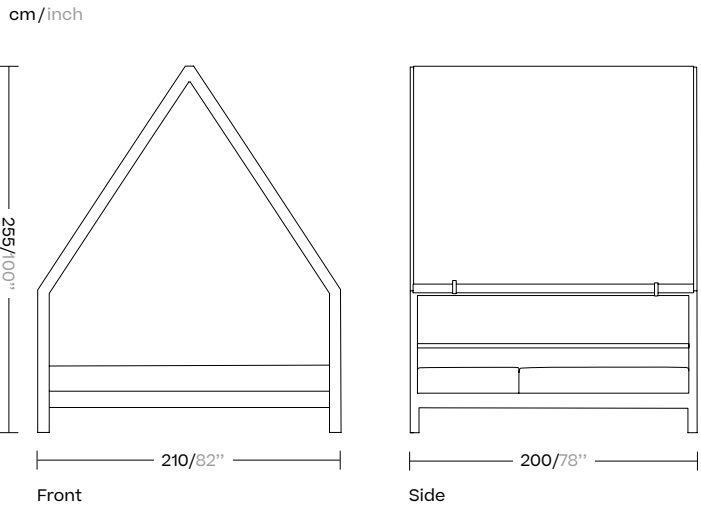
Daybed

Daybed uses modern architectural forms that highlight the nature of outdoor environments.

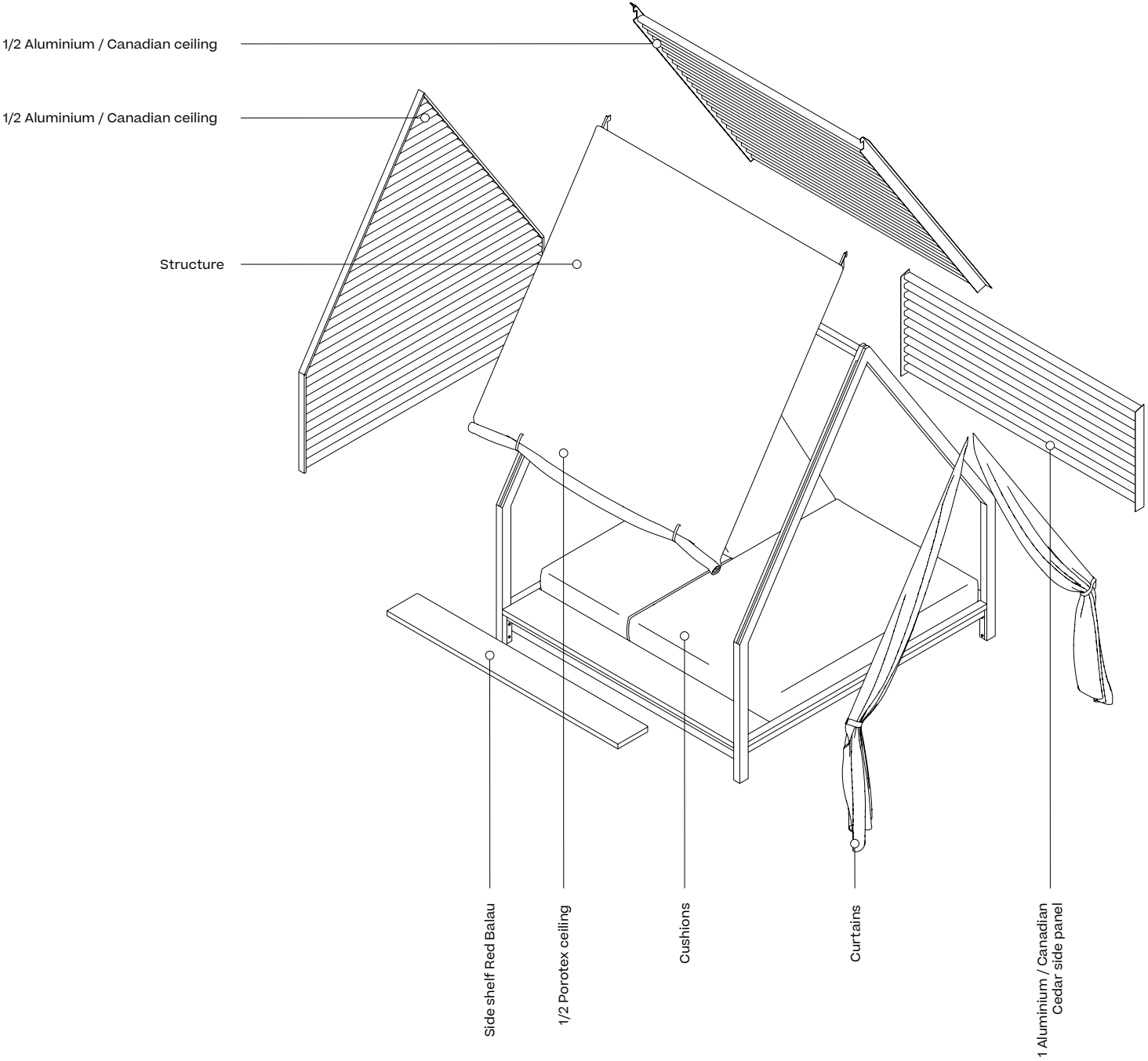


Cottage

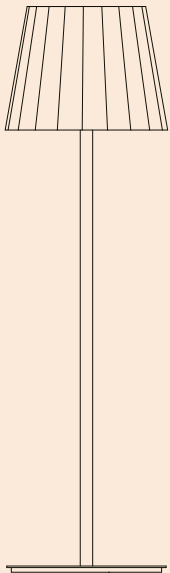
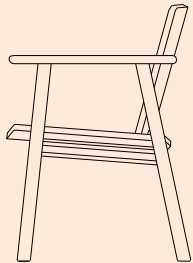
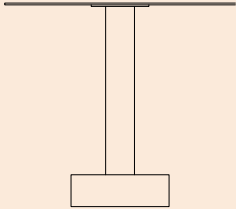

Cottage is a charming spot, a place in which to relax in comfort, meditate, rest or simply pass the time in the company of a good book, enjoying the air and the light. It is the definitive refuge in which to enjoy the outdoors.



Cottage



# Furniture



Versatile and timeless furniture designed by some of the most important names in the international design scene.

The furniture collection, which is suitable for both indoors and outdoors, is lively and expressive. It features modern classic designs, with an informal and stimulating language, enriched by contemporary colors and materials.

# Giro, by Vincent Van Duysen

The core idea and insight behind Giro was a different usage of the rope. It is sewn together in order to create the shape of the product itself. A big source of inspiration was the Orkney Chair. This classic inspired Vincent to draw inspiration from the past with an eye on today and Kettal's technological expertise. Originally based on a natural rope material, it has been reinterpreted through the use of the very sustainable polyprollante material which can face all kinds of weather.








































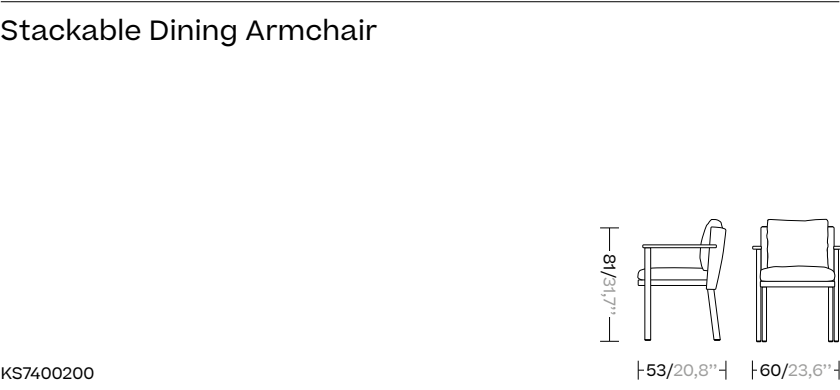
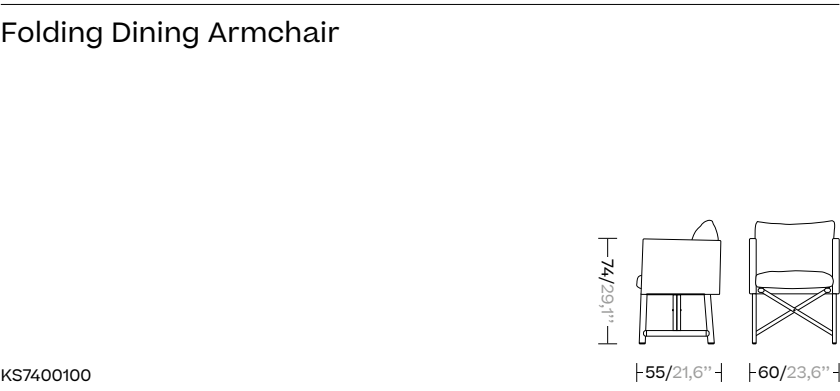
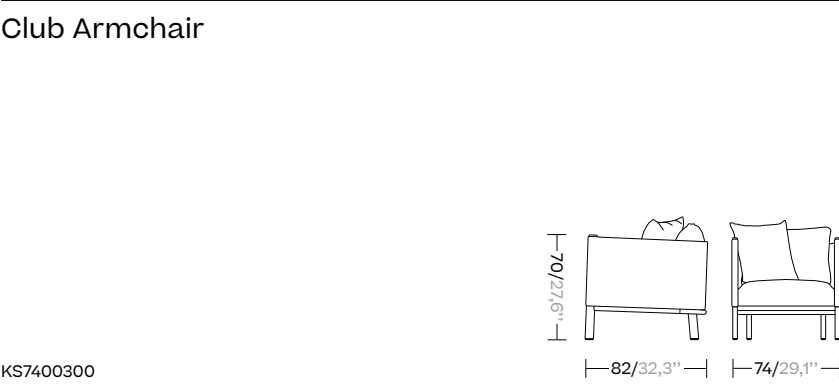
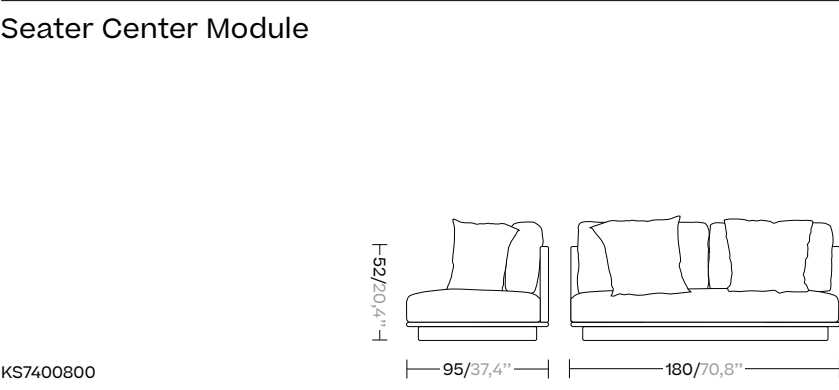
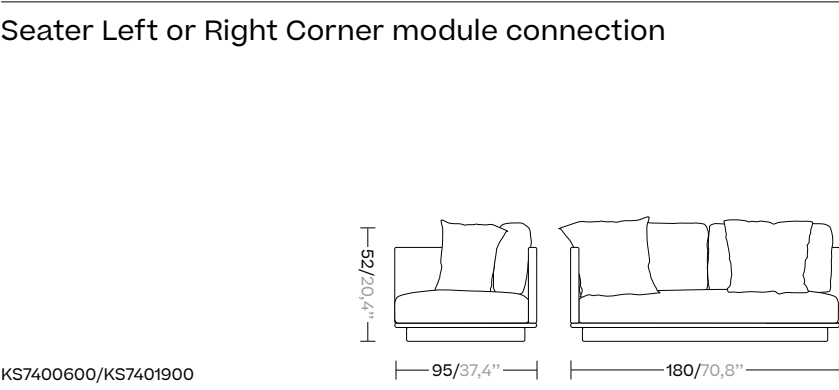
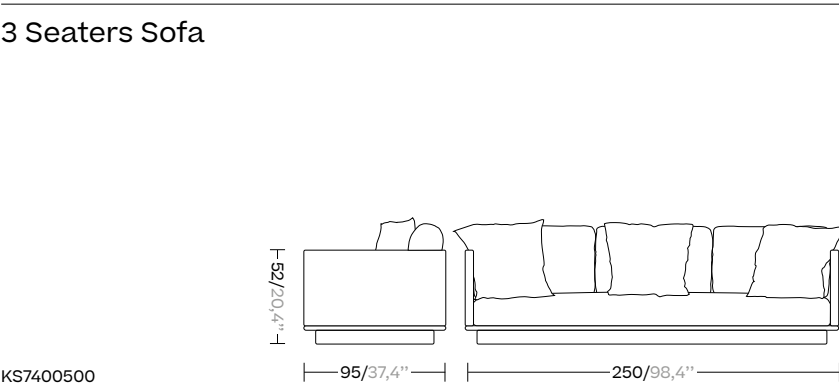




Giro





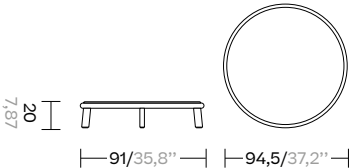






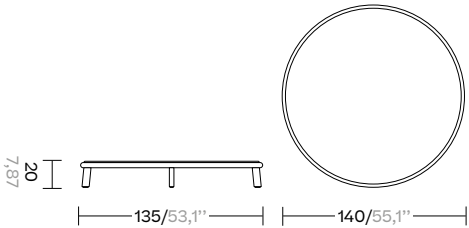
Centre Table ø90

KS7401200



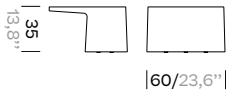
Centre Table ø135

KS7401300



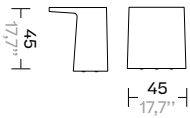
Low Side Table

KS7400900



High Side Table

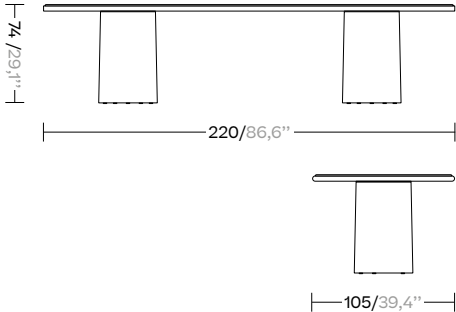
KS7401000



Dining Tables

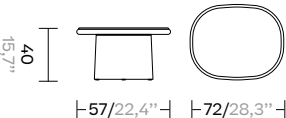
2 sizes

220x100: KS7401500  
290x100: KS7401600



Side Table

KS7401100









# Il Colonnato, by Mario Bellini

In this project, Mario Bellini took his inspiration from a basic elemental structure in architecture. His design emulated the colonnade of classical architecture, in which a sequence of columns supports a portico, in this case a table top. The base is a visually closed volume, despite being materially open. When seen from a different viewpoint, perception changes completely, as the columns no longer overlap and the space appears empty.











Colonnato





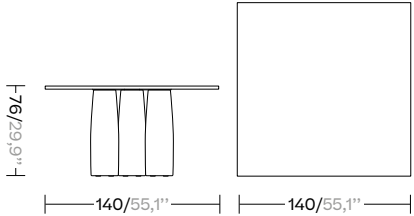






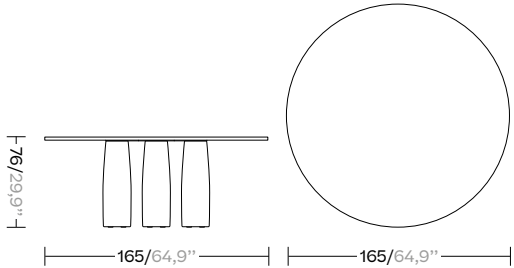
Table Square Teak 140x140

KSA100400: 4 Teak legs  
KSA100100: 5 Teak legs



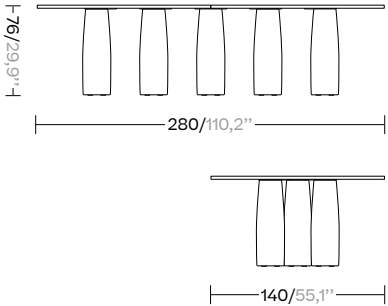
Dining Table Teak ø165

KSA100600: 4 Teak legs  
KSA100300: 5 Teak legs



Dining Table Teak 280x140

KSA100500: 6 Teak legs  
KSA100200: 8 Teak legs



Teak



Marble



Minera Stone  
(5 colours)

# Ringer, by Michael Anastassiades

The Ringer Collection is the first collaboration between Kettal and Michael Anastassiades, and it was conceived as a minimalist approach to cafe dining furniture. The title references the traditional Game of Horseshoes, and links to the gesture of the armrest sitting on top of the legs.









Dining Armchair

KS7700100

68,9/27,1"

48,4/19"

56,8/22,3"



Dining Table Round Base

KS7700200

74/29,1"

60/23,6"

90/35,4"

80/31,4"



Dining Table Square Base

KS7700300

74/29,1"

50/19,6"

90/35,4"

80/31,4"



# Tou, by Naoto Fukasawa

Tou is our modest tribute to the ancient handicraft of rattan and reed wickerwork, an essential element in the development of both Western and Eastern cultures. Historically, it has been used for all kinds of domestic utensils, furniture and more. The materials are simple and completely natural, but the internal structure of the stem consists of hundreds of cavities, making it both strong and light.

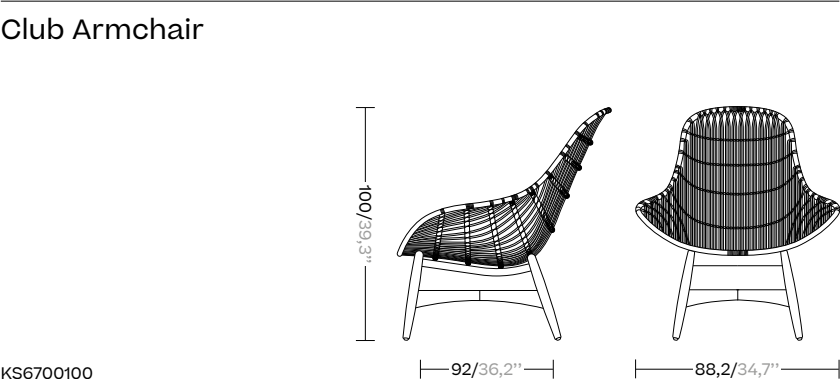
The manufacture combines traditional manual techniques with much more industrial processes. Instead of using the most common form of weaving, we use striped vertical lines, which are lighter and much more expressive than mesh. The outline is smooth and soft, following the natural shapes provided by the material.













# Molo, by Rodolfo Dordoni

This is an example of a modular sofa in its purest form. Its orthogonal geometry is based on a rectangular modularity design, which means it can be easily adapted to suit any situation and optimize the space in which it sits. Each module can be taken apart and re-organized, creating new uses and configurations.

The design is aesthetically minimalistic with intentionally oversized pieces. On the other hand, the decorative elements have been consciously de-emphasized in order to give centre stage to the various combinations of fabric, colours and carefully selected details.























Molo

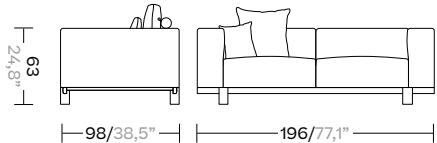






2 Seater Sofa

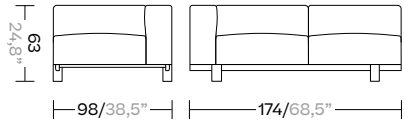
KS42XX...  
KS421XX...



2 Seater Left Corner & Right Corner

Right  
KS420XX...  
KS421XX...

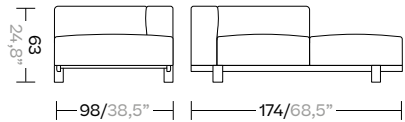
Left  
KS420XX...  
KS421XX...



2 Seater Left Corner Open & Right Corner Open

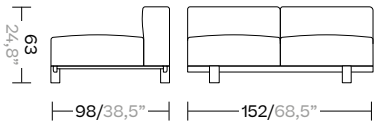
Right  
KS420XX...  
KS421XX...

Left  
KS420XX...  
KS421XX...



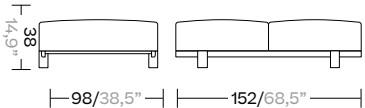
2 Seater Center Corner

KS420XX...  
KS421XX...



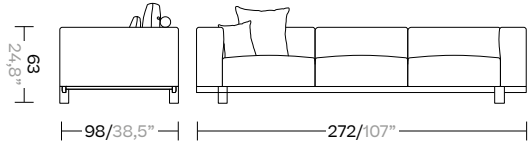
Bench 2 Seater

KS420XX...  
KS422XX...



3 Seater Sofa

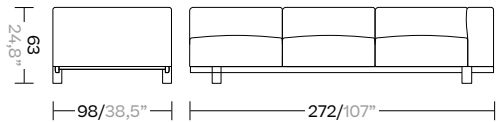
KS420XX...  
KS421XX...  
KS422XX...



3-Seater Right Corner & Left Corner

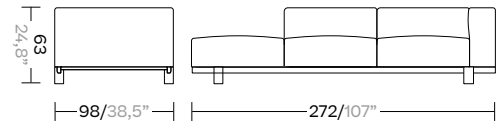
Right  
KS420XX...  
KS421XX...  
KS422XX...

Left  
KS420XX...  
KS421XX...



3 Seater Left Corner Open & Right Corner

Right  
KS420XX...  
KS421XX...

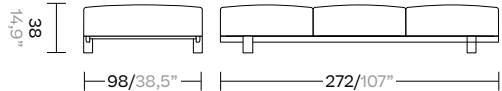






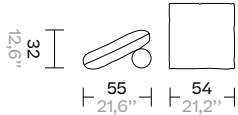
3 Seater Bench

KS420XX...  
KS422XX...



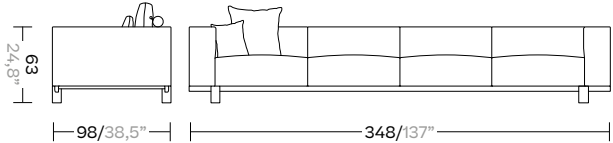
Molo Cushion

KS4211000



4 Seater Sofa

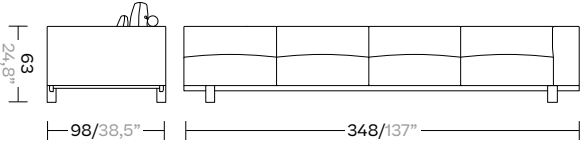
KS420XX...  
KS421XX...



4-seater Right corner & Left Corner

Right  
KS420XX...  
KS421XX...

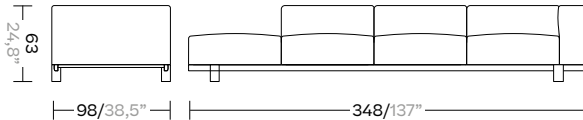
Left  
KS420XX...  
KS422XX...



4 Seater Left Corner Open & Right Corner Open

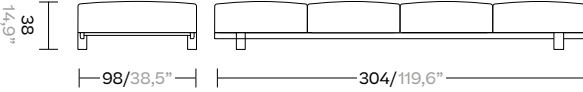
Right  
KS420XX...  
KS421XX...

Left  
KS420XX...  
KS422XX...



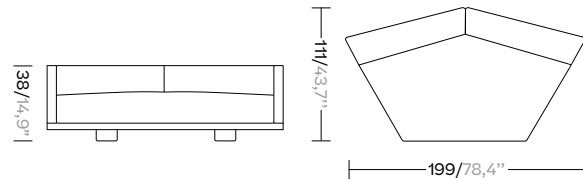
Bench 4 Seater

KS421XX...  
KS422XX...



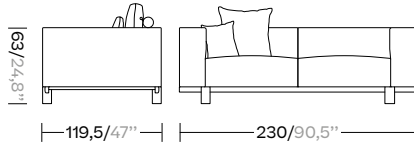
Corner

42540000TB  
425400R0TB  
4254087GTB  
4254089GTB



2 Seater Sofa XL

KS4201900  
KS4202100  
KS4223000  
KS4223100







3 Seater Sofa XL

KS4202000  
KS4202200  
KS4223200  
KS4223300

63  
24,8"



Chaise Lounge

KS4211100

63  
24,8"



Double Chaise Lounge

KS4211200

63  
24,8"



Light cushion

KS5706300

65/25,5"



Centre Table 160x94 and 120x120

Centre table 160x94  
KS4210600

Centre table 120x120  
KS4210700

206  
8,1"



Deckchair with Small Wheels & with Wheels

With small wheels  
KS4210800

With wheels  
KS4210900

103  
40,5"







Side table

97x35x20  
38,2"x13,8"x7,9"



Back table

75x35x20  
29,5"x13,8"x7,9"



Corner table

97x97x20  
38,1"x38,1"x7,8"



Teak Legs (L/XL Version)



Concrete Legs (L Version)



Low Legs (Only XL & Daybeds)



No-piping



Piping

# Band, by Patricia Urquiola

The idea behind the Band collection is the breakdown of structure. It is an object designed using an ensemble of pieces. The chair's design intentionally challenges the classic sophisticated lines of furniture design and becomes something schematic — a conceptual program. It is a structure made up of repetitive angular shapes that give centre stage to its raw materials and it can be formed entirely of aluminum or teak wood, as well as Terrain Fabrics.









Dining Chair

Aluminium  
KS2800100

Teak  
KS2800200

80/31,5"

48/19,2"

56/22"



Dining armchairs

Aluminium  
KS2800300

Teak  
KS2800400

80/31,5"

48/19,2"

56/22"



Club armchair

Aluminium  
KS2800500

Teak  
KS2800600

96,1/37,8"

91/35,8"

91/35,8"

# Vimini, by Patricia Urquiola

Vimini means wicker in Italian and it also sounds like Bimini, the name of an island the designer likes. It uses just the right amount of outdoor wicker with a rougher wooden frame. It does not have the same modernist spirit as the Basket (which the original inspiration came from) but it is familiar enough that, when you get close, it stirs a memory and makes one feel at home. That is what it is, more or less – an object of memory.













Dining Armchair

KS1500100

82 / 33,2"

62 / 24,6"

62 / 24,6"



2 Seater Sofa

KS1500200

76 / 30"

86 / 33,7"

180 / 70,9"



3 Seater Sofa

KS1500300

76 / 30"

86 / 33,7"

237 / 93,4"



Centre Table

KS1500400

35

13,7"

75 / 29,5"

135 / 53,14"



Side Table ø39

KS1500600

42,5

16,7"

39

15,2"

39

15,2"



# Cala, by Doshi Levein

Cala is a high-backed armchair inspired by the iconic Emanuelle. The chair has a majestic spatial presence with transparent and light surfaces. The open weave of the rope provides a latticed window for visual privacy while maintaining a connection to the natural elements.

Cala may be used for outdoor dining as well as a chair to lounge in. The wide selection of metal coatings, rope colours and cushion fabrics offer many possibilities to tailor the identity of the chair to suit different projects.



















Dining Armchair

Wood legs  
KS2700200

Aluminum legs  
KS2700100

84,2 / 33,1"

61,7 / 24,2"

63,8 / 25,1"



Stackable Dining Armchair

KS2700400

84,2 / 33,1"

61,7 / 24,2"

63,8 / 25,1"



Club Armchair

Wood legs  
KS2700600

Aluminum legs  
KS2700500

152,3 / 59,9"

82,5 / 32,4"

105,2 / 41,4"



2 Seater Sofa

KS2700700

92 / 36,3"

86 / 33,7"

182 / 71,7"



3 Seater Sofa

KS2700800

92 / 36,3"

86 / 33,7"

230 / 90,6"



Pouf ø135

KS2700900

44 / 17,2"

110 / 43,3"

137 / 54,1"



Pouf ø180

KS2701000

44 / 17,2"

155 / 61"

182 / 71,6"



Side Table ø48

KS2701100

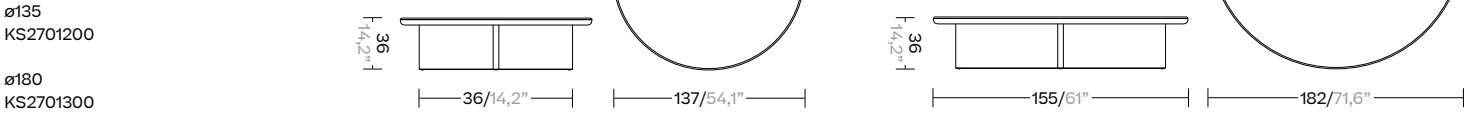
50 / 19,6"

34,5 / 13,5"

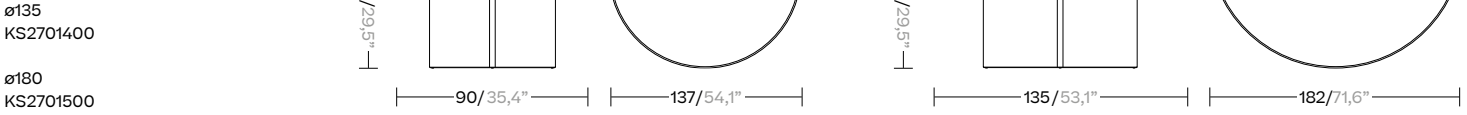
48 / 18,8"




Centre Table ø135 and ø80



Dining Table ø135 and ø180



Oval dining table 280x110





# Riva, by Jasper Morisson

The Riva collection of outdoor furniture is above all about achieving a certain atmosphere for the better enjoyment of outdoor space. The plank construction of seat and back follows a long and varied tradition of outdoor chairs made in similar ways, and which, in this case, actually provides a high level of comfort and good looks too.





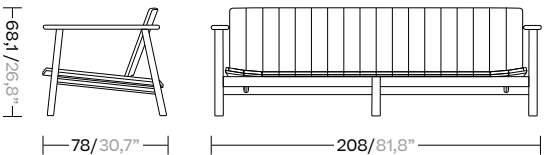






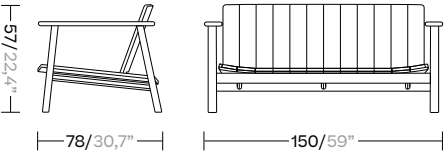
3-seater Sofa

KS2600700




2-seater Sofa

KS2600600



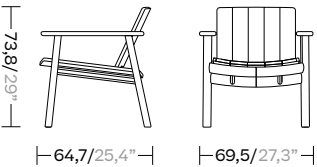
1-seater Sofa

KS2600500



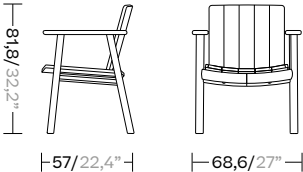
Low club armchair

KS2600300



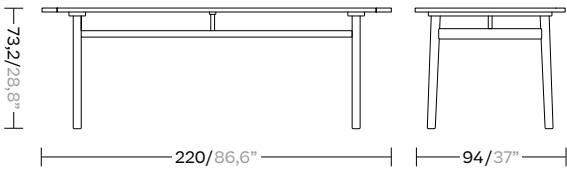
Dining Armchair

KS2600100



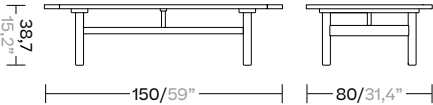
Dining Table 220x94

KS2600200



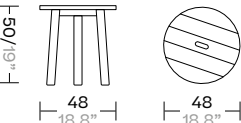
Centre Table 150x80

KS2600800



Side Table

KS2600900





# Stampa, by Ronan & Erwan Bouroullec

Stampa is an aluminum chair inhabited by carefully organized holes, made through the technique of punching metal sheets. This pattern, resembling textile sensations, offer a robust yet delicate design that can assume the passage of time.











Dining Armchair

KS2200100

80 / 31,4"

56 / 22"

69 / 27"



Cushion

22105-...

46 / 18"

55 / 21,6"



# Boma, by Rodolfo Dordoni

The Boma collection was born from the need for high performance in outdoor environments, without sacrificing on the increasing demand for comfort.

The structure is organized around a frame entirely made of aluminum, which is capable of hiding in the essentiality of its lines both the quality of the materials used and the possibility of easy articulation in different compositions.











Boma







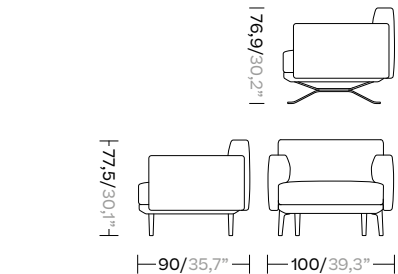






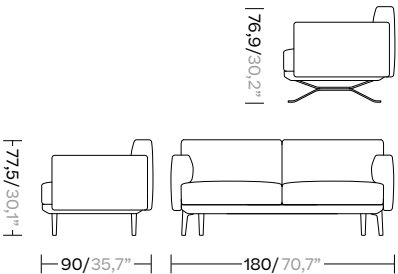
Club Armchair

KS2500100



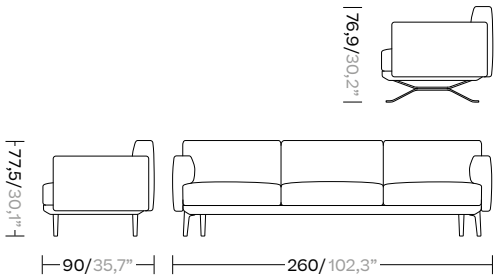
2-Seater Sofa

KS2500200




3-Seater Sofa

KS2500300



4-Seater Sofa

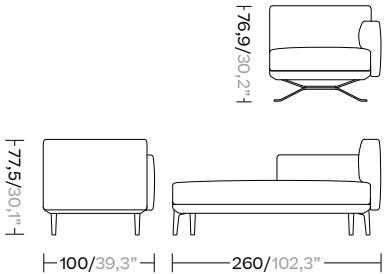
KS2500400



Right & Left Daybed

Right  
KS2500500

Left  
KS2500600

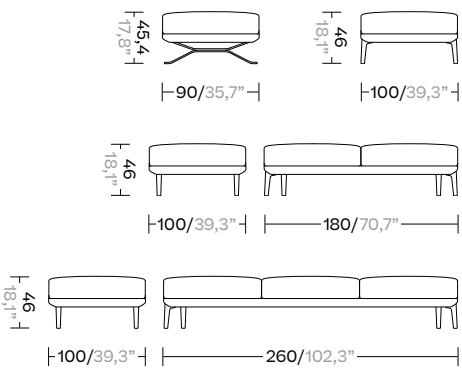


Bench

1-Seater  
KS2500800

2-Seater  
KS2500900

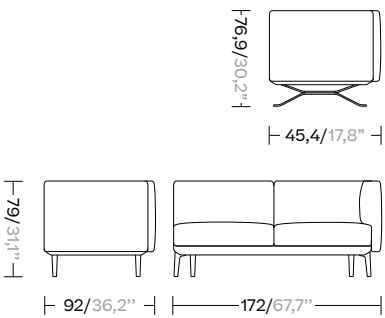
3-Seater  
KS2501000



2 Seater Right & Left Corner Connection

Right corner  
KS2501200

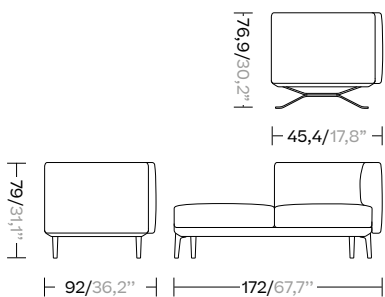
Left corner  
KS2501500



2 Seater Right & Left Corner Connection-Open

Right  
KS2501300

Left  
KS2501600

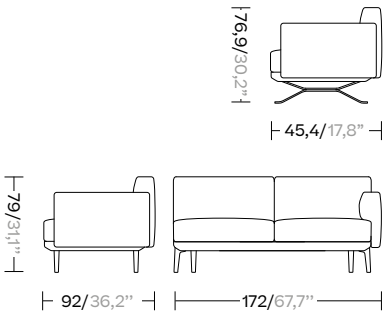






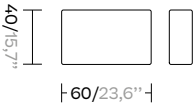
2 Seater Right & Left Corner End

Right  
KS2501400  
  
Left  
KS2501400



Pillow

KS5703500



# Boma concept





Select frame size

Base 1 pax  
KS2503400

90/35,7"

80/31,4"

Base 2 pax  
KS2503500

90/35,7"

160/62,9"

Base 3 pax  
KS2503600

90/35,7"

240/94,4"

Base 4 pax  
KS2503700

90/35,7"

320/125,9"



Select leg option

KS2503800

Standard legs

Aluminum crossed legs



Select seat option

KS2504100

21/8,3"

80/31,4"

21/8,3"

80/31,4"

160/63,4"



Select back cushion

KS2504400

21/8,3"

70/27,5"

82/32,2"



Select arm cushion

Left side cushion  
KS2504500

21/8,3"

70/27,5"

82/32,2"

Right side cushion  
KS2504600

19/7,4"

45/17,7"

74/29,1"

Right & left side cushion  
KS2504700



Select table top

KS2504800

80/31,4"

80/31,4"



# Roll, by Patricia Urquiola

This ironical intervention on the conventional upholstery converts a regular backrest into two independent ‘wraps’ connected by colorful straps. A graphical aluminum structures frames the protagonist of this chair, the cushions.







Roll



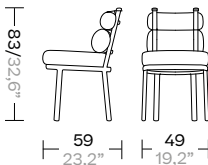







Dining Chair

KS2300100



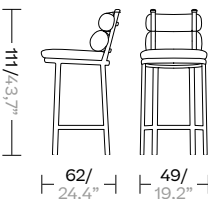
Club Chair

KS2300200



Bar Stool

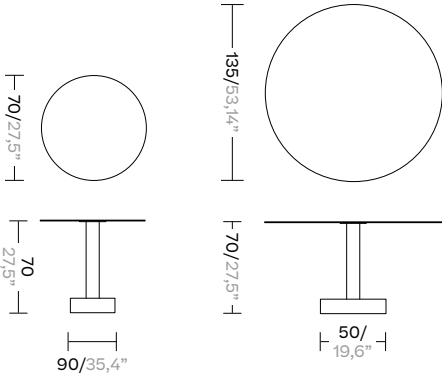
KS2300300



Dining Table ø135  
& Dining Table ø80

ø135  
KS2300500


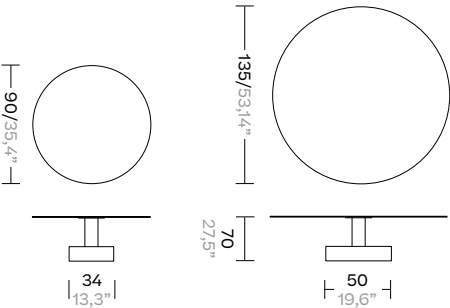
ø80  
KS2300400



Centre Table ø135 and ø90

ø135  
KS2300700

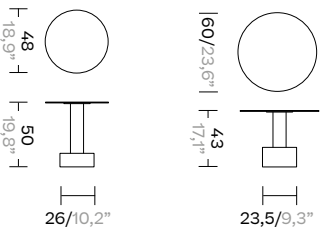
ø90  
KS2300600



Side Tables ø48 and ø60

ø48  
KS2300800

ø60  
KS2300900





# Mesh, by Patricia Urquiola

The Mesh collection recalls architectural facades, which filter the surrounding environment without stopping the light and air flow. Industrial and natural materials, hard and soft surfaces, transparent and solid volumes are put face to face in order to create this family of outdoor furniture based on contrasts.







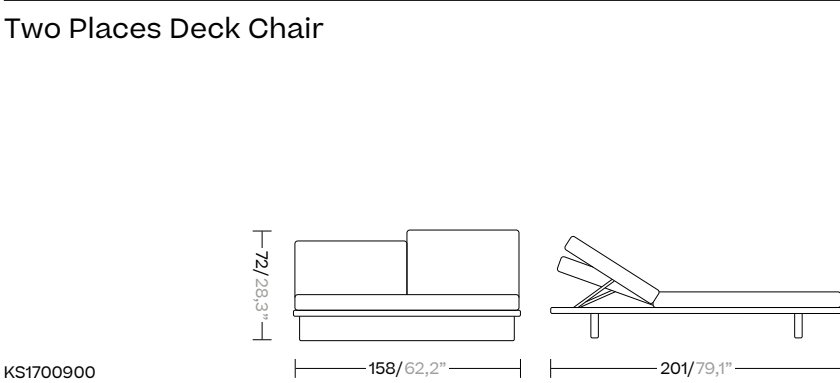
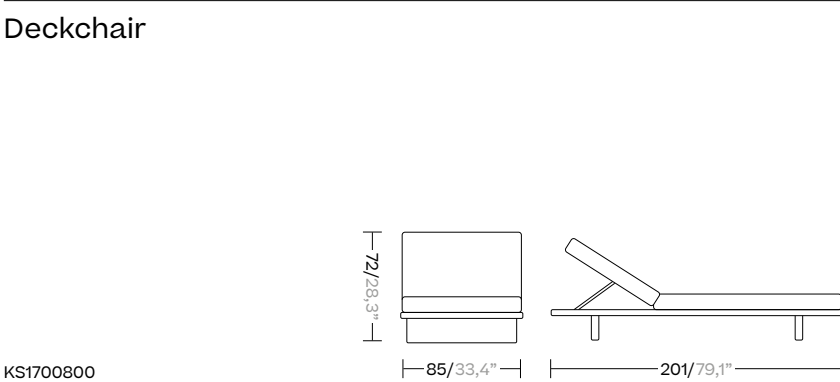
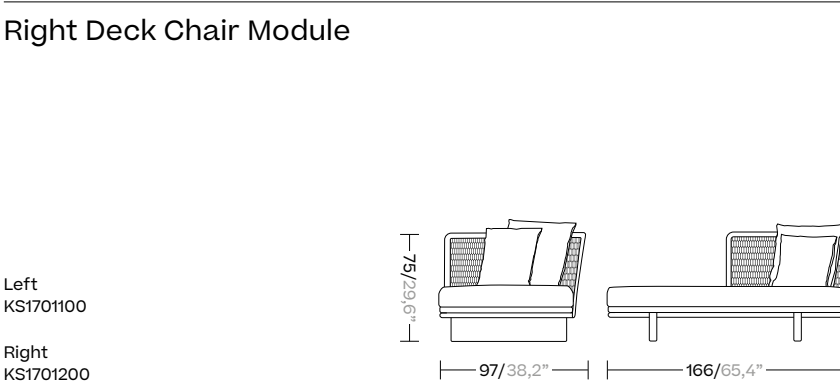
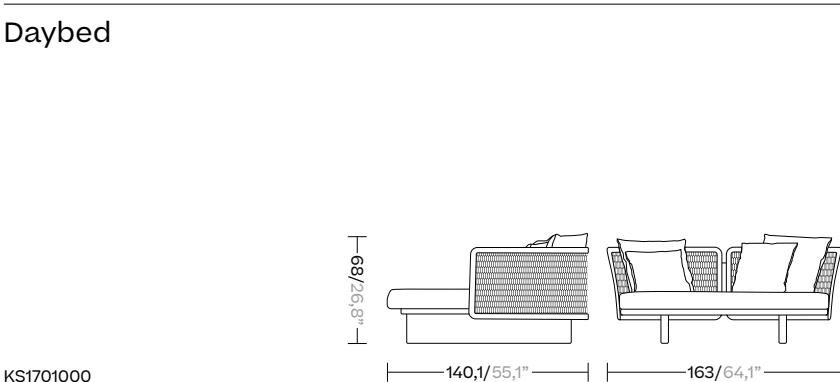
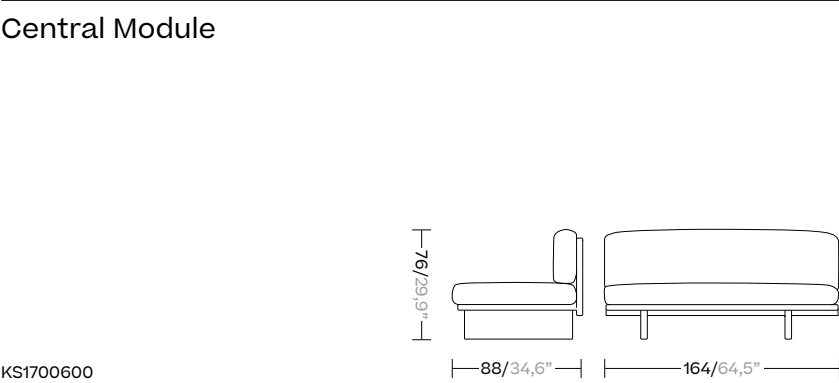
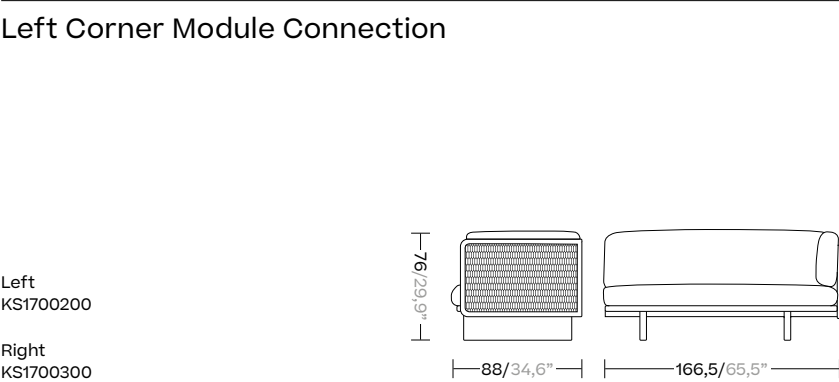
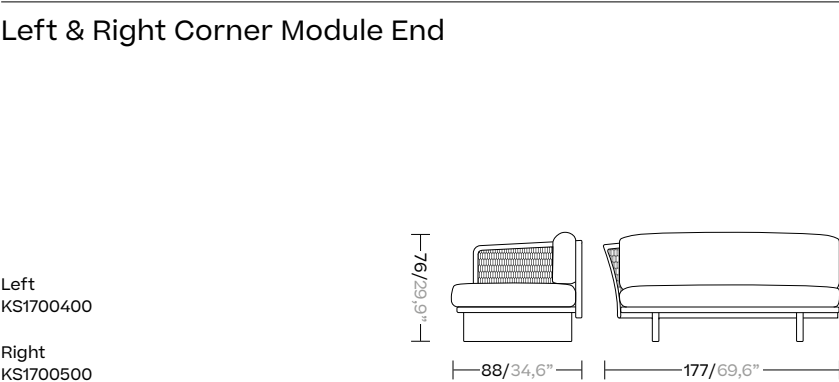
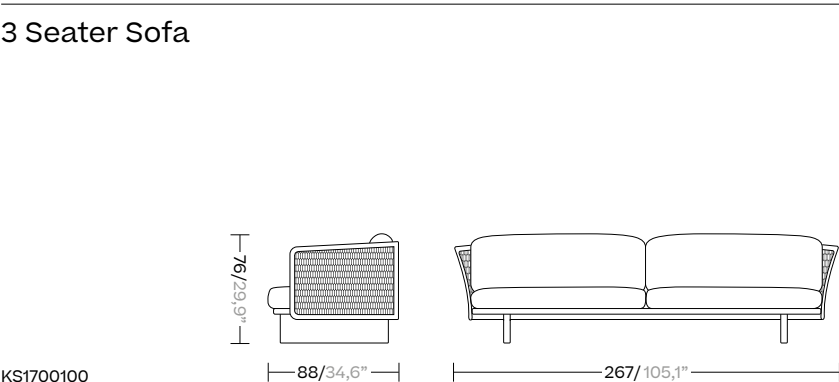










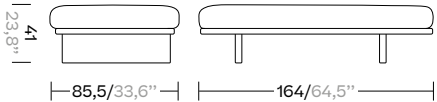






Bench

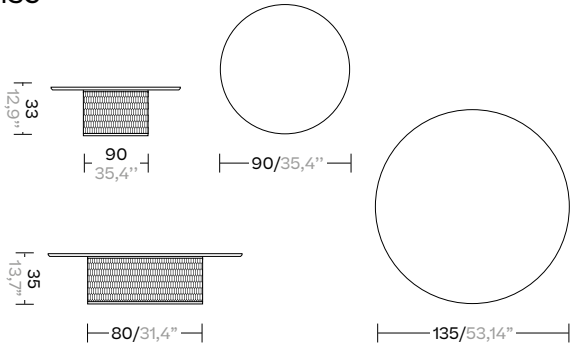
KS1700700



Centre Table ø90 ø135

ø90  
KS1702200

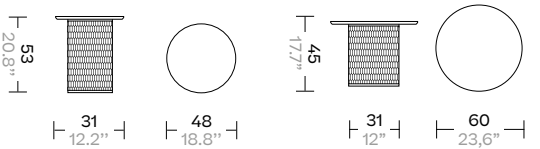
ø135  
KS1702300



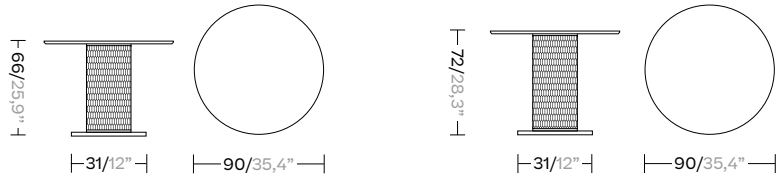
SideTable ø48 and ø60

ø48  
KS1702000

ø60  
KS1702100



Dining Table ø180 ø135 ø90

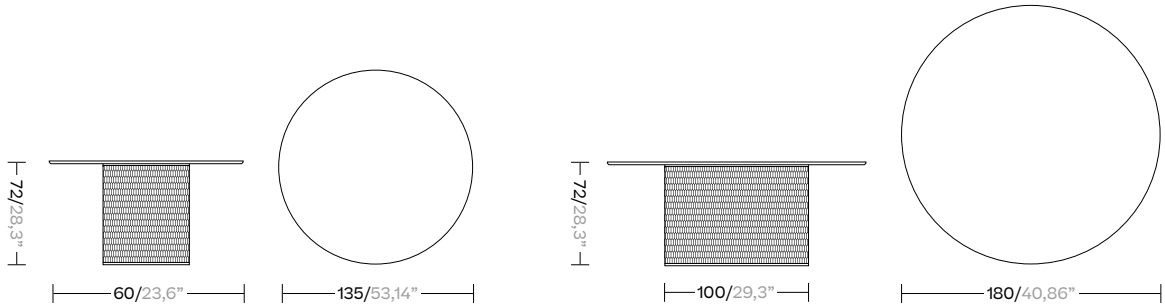


Low Dining Table  
KS1701900

Dining Table  
KS1701800

ø135  
KS1701600

ø180  
KS1701700





# Basket, by Nanna and Jørgen Ditzel

An edit of the Basket chair, created in the 1950s by the Danish designers Nanna and Jørgen Ditzel. The Basket chair, made from oak, comes in its original version created by the Ditzels — hand-braided in wicker — and in an outdoor version made from artificial fiber and teak.





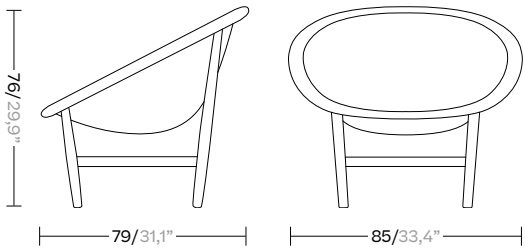






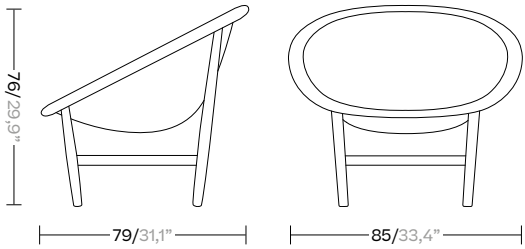
Indoor Club chair

KS1000200



Outdoor Club Chair

KS1000100



# Bitta & Bitta Lounge by Rodolfo Dordoni

Bitta is characterized by a combination of aluminum frames, seats of braided polyseter and comfortable cushions, wih teak and stone for the table tops. The aim was to create dense braiding that would still let the air through, reminiscent of the braiding of the ropes used to moor boats (hence the name Bitta, which means “mooring in italian”). The pieces look lightweight, but at the same time they look just like natural color, cosy nests that you can sit back and relax in.









Bitta











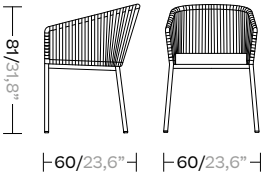




Dining Armchair Bela Rope

Aluminium legs  
KS7000100

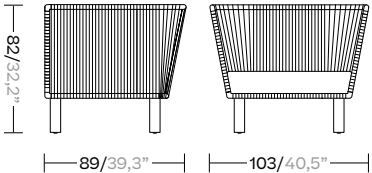
Teak legs  
KS7000100



Club Armchair Bela Rope

Aluminium legs  
KS7000300

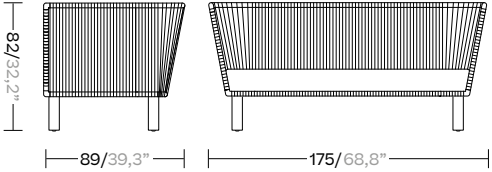
Teak legs  
KS7000300



2 Seater Sofa Bela Rope

Aluminium legs  
KS7001200

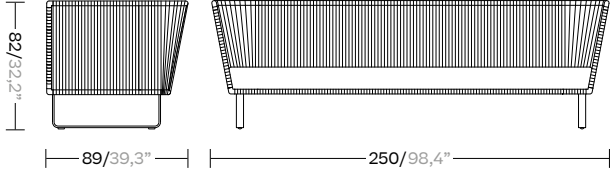
Teak legs  
KS7001200



3-Seater Sofa Bela Rope

Aluminium legs  
KS7001400

Teak legs  
KS7001400



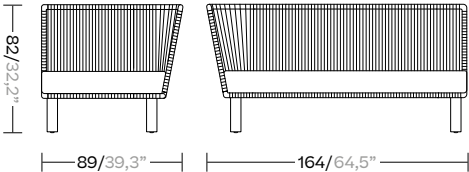
Left and right Corner Module

Left & Aluminium legs  
KS7001600

Left & Teak legs  
KS7001600

Right & Aluminium legss  
KS7001800

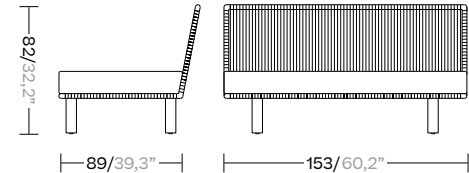
Right & Teak legs  
KS7001800



Central Module Bela Rope

Aluminium legs  
KS7002000

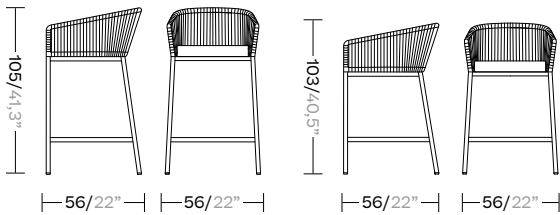
Teak legs  
KS7002000



Bar Stool Bela Rope & Counter Height Bar Stool

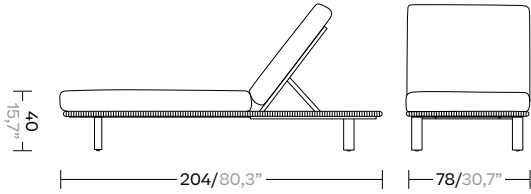
Bar stool  
KS7002600

Counter height Bar stool  
KS7002800



Deckchair Module

KS7000700



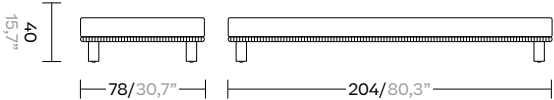




Deckchair Stool Module

Aluminium legs  
KS7000600

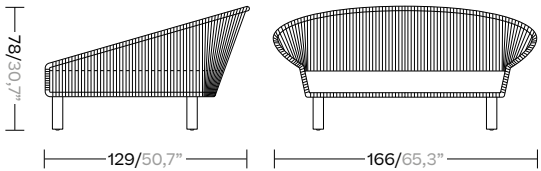
Teak legs  
KS7000600



Daybed

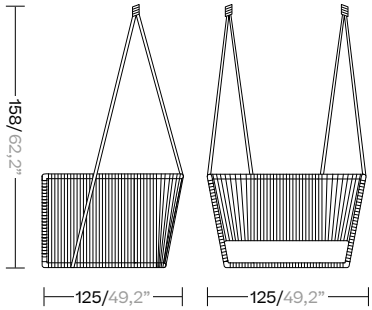
Aluminium legs  
KS7002200

Teak legs  
KS7002200



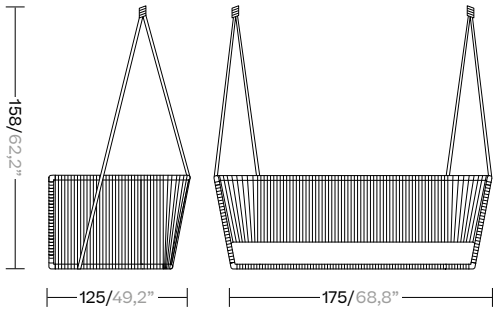
Club Swing Rope Set

KS7000800



2 Seater Swing Rope Set

KS7000900

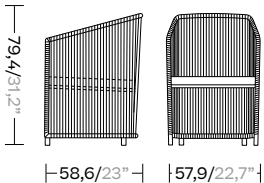






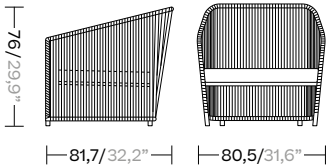
Dining Armchair

KS7L00100



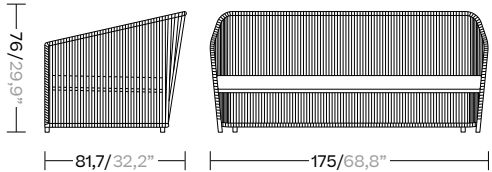
Club Armchair Rope & Parallel

KS7L00300



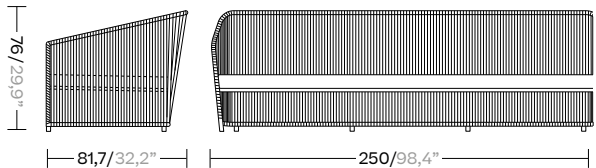
2-Seater Sofa Rope & Parallel

KS7L00500



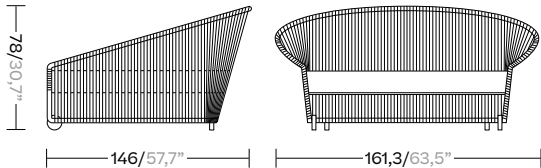
3-Seater Rope & Parallel

KS7L00700



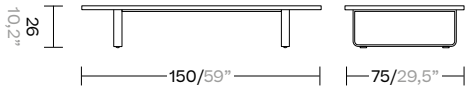
Daybed Rope & Parallel

KS7L00900



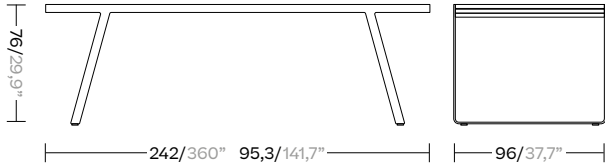
Centre Table

KS7002400



Dining Table Extendable 8-12 Guests

KS7002500





# Maia, by Patricia Urquiola

Like an architecture that is in keeping with its surroundings, the Mala collection designed has a natural lightness and elegance. The design of the artisan braiding, the sturdiness of the aluminum frame and the new, Porotex and chenille fabric collection create a combination that oozes energy.















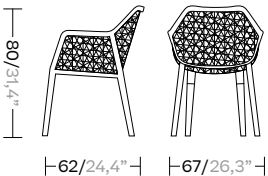




Dining Armchair

Aluminum legs  
KS6500100

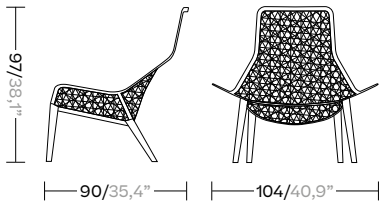
Teak legs  
KS6500200



Club Chair & Footstool

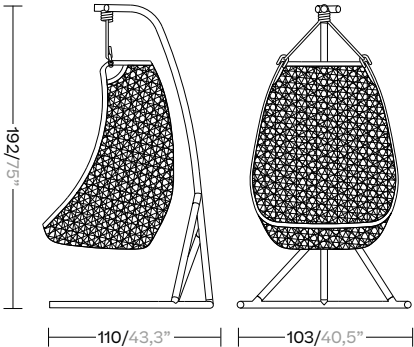
Aluminum legs  
KS6500300

Teak legs  
KS650400



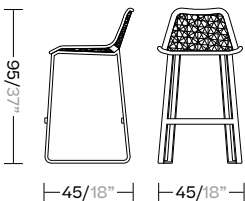
Egg Swing

KS6500900



Barstool

KS6500800



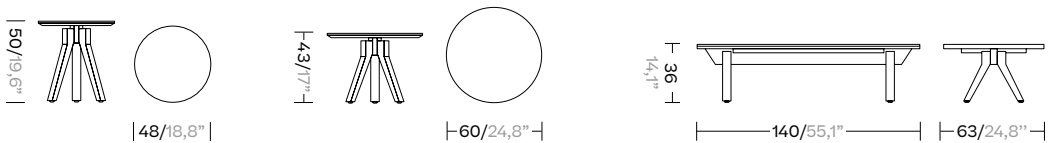


Side Table

Ø48  
KS4101800/ KS4101900

Ø60  
KS4101600/ KS4101700

Centre table  
KS4101400/KS4101500



Dining Table

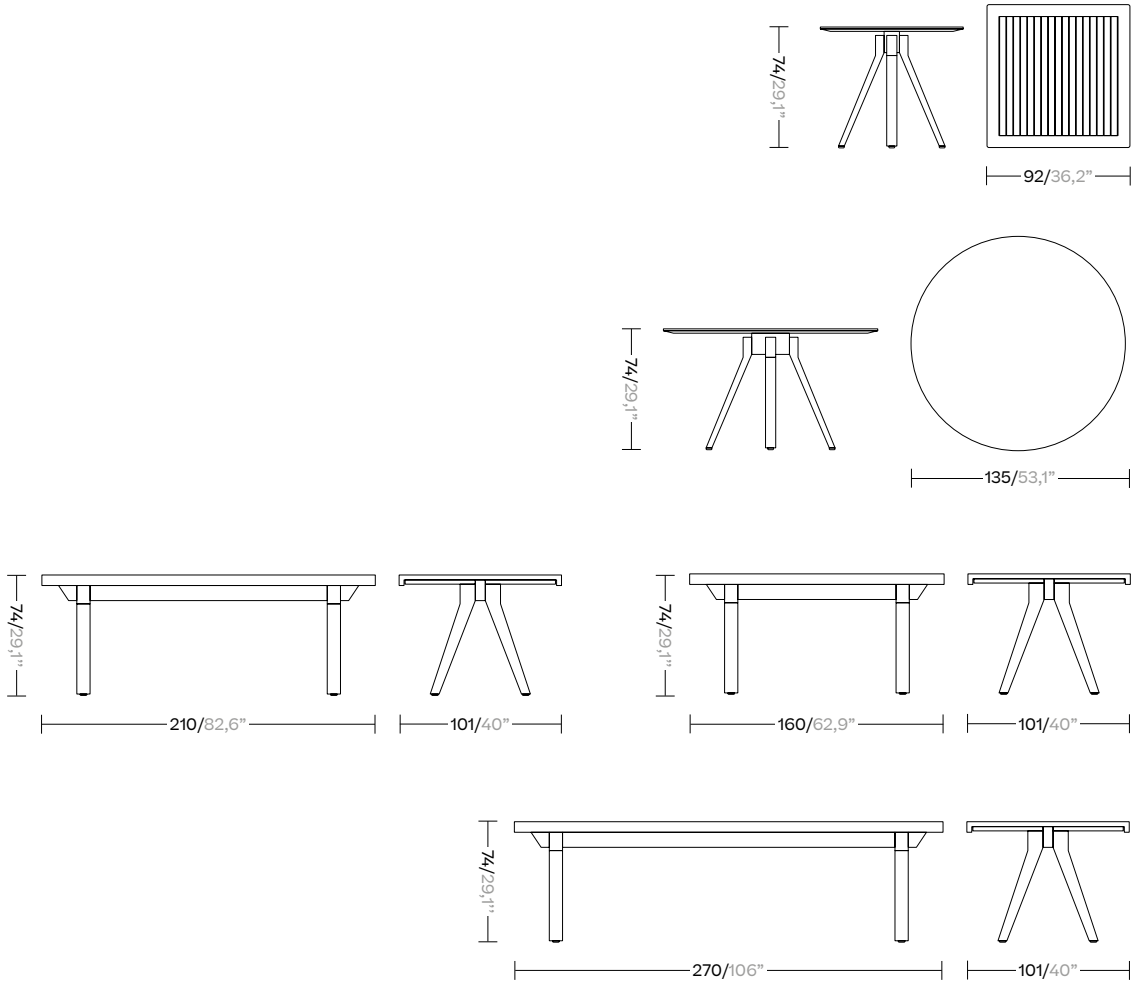
Ø135  
KS4102100/KS4102200

4 guests  
KS4102000

6 guests  
KS4102300/KS4102400

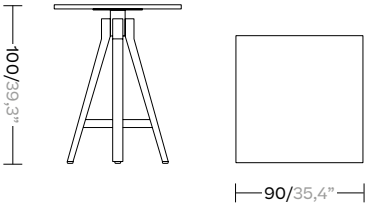
8 guests  
KS4102500/KS4102600

10 guests  
KS4102700/KS4102800



Bar Table

KS4101300





# Park Life, by Jasper Morisson

Park Life is a complete family of furniture for outdoors, whose clean cut profile is adaptable to a wide range of situations. Lightweight, yet extremely durable, it is easily stacked for transport or winter storage. With technical sophistication, careful ergonomics and pleasing looks, Park Life offers a long life both structurally and visually.



















Club Armchair

KS1100600

73

28,7"

80

31,4"

66

25,9"



2 Seater Sofa

KS1100700

73

28,7"

80

31,4"

143

56,2"



3 Seater Sofa

KS1100800

73

28,7"

80

31,4"

210

82,6"



Deckchair

KS1101500

36

14,1"

197

77,5"

80

31,4"



Dining Armchair

KS1100100

82

32,2"

62

24,4"

57

22,4"



Low Dining Armchair

KS1100500

77

30,3"

69

27,1"

61

24"



Low Dining Table 220x94 / 8 guests

KS1100400

67,6

26,3"

94

37"

220

86,6"



Low Dining Table 160x94 / 6 guests

KS1100300

67,6

26,3"

94

37"

160

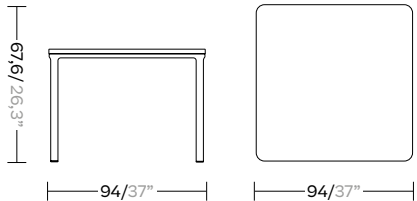
62,9"





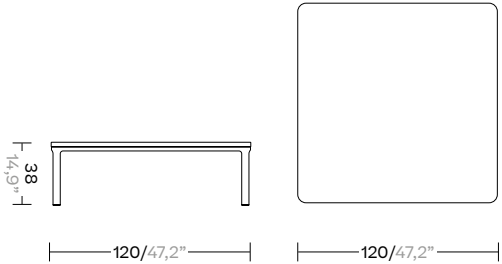
Low Dining Table 94x94

KS1100200



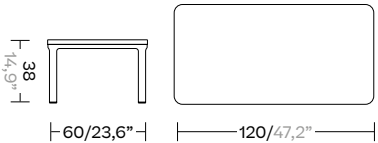
Centre Table 120x120

KS1100900



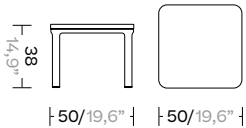
Centre Table 120x60

KS1101000



Side Table 50x50

KS1101100



# Landscape, by Kettal Studio

Landscape aims to be part of a project. It is not understood as an item apart, but instead relates to its environment and melds with it. It is the project that is important, not the product, and this is its essence. Its rationalist construction seeks to bring order, form and structure to the outdoor space. Functionally, it is designed to provide shelter: to shade and cool or protect from the elements.













Landscape







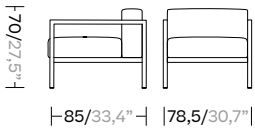






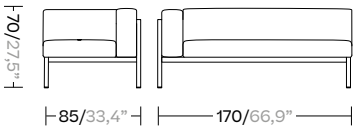
Club Armchair L

KS9400400



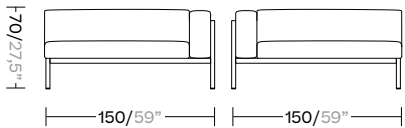
Left & Right Corner Module

Left  
KS9401000  
Right  
KS9401100



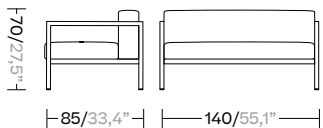
Island

KS9401300



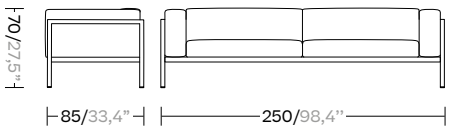
2 Seater L

KS9400700



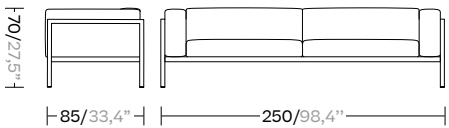
3 Seaters Sofa XL

KS9400900



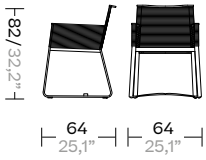
3 Seaters Sofa XL

KS9401200



Dining Armchair

KS9400100



Rocking Chair

KS94003000







Single Lounger

KS9401500

70/27.5" | 190/74.8" | 90/35.4"



Double Lounger

KS9401600

70/27.5" | 190/74.8" | 180/70.8"



Deckchair

KS9401800

70/27.5" | 190/74.8" | 90/35.4"



Double Deckchair

KS9402100

70/27.5" | 190/74.8" | 180/70.8"



Transat

KS9401700

83/33" | 103/40" | 67.5/26.5"

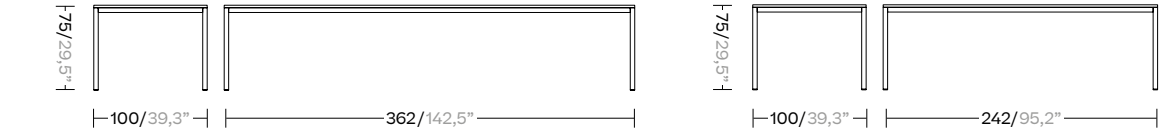




Dining Tables

8 guests  
KS9402500

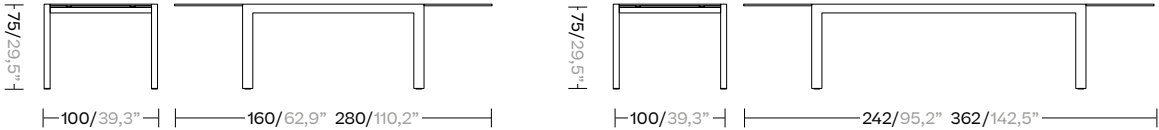
12 guests  
KS9402600



Extendable Tables

6-10 guests  
KS9402700

8-12 guests  
KS9402800

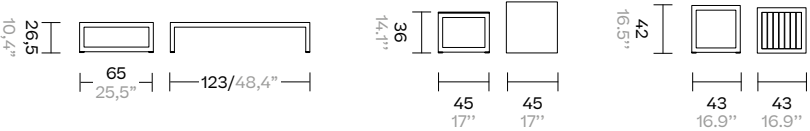


Center Tables

Centre Table  
KS9402900

Aluminium Side Table  
KS9402300

Teak Side Table  
KS9402400





# Net, by Kettal Studio

The Net collection conserves a classic structure. Elegant with smooth lines, it gives a calming and attractive appearance. Woven cords, aluminum and tubing come together to provide a light, handcrafted look.







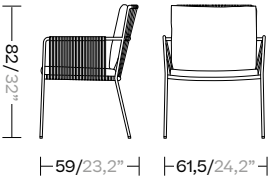




Dining Armchair & Lite Dining Armchair

Dining  
KS6800100

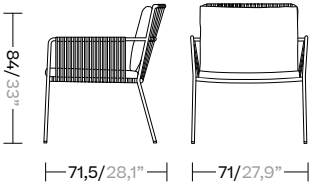
Lite  
KS6800200



Club Armchair & Lite Club Armchair

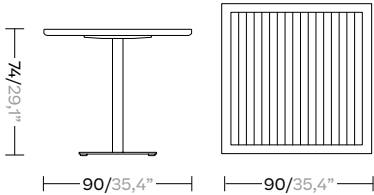
Club  
KS6800900

Lite  
KS6801000



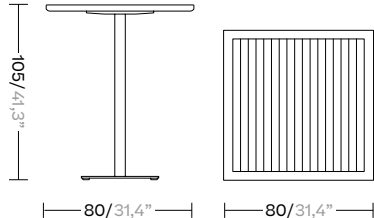
Dining Table

KS6800500



Bar Table

KS6800600





# Village, by Jasper Morrison

A chair for all outdoor situations, from village house to grand café. The lightweight aluminium structure allows easy handling while the neutral language of its form takes nothing away from the scenery. This chair pays respect to the long standing codes of metal stacking outdoor chairs while gently refreshing the look.





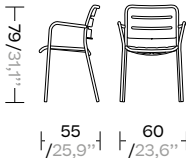






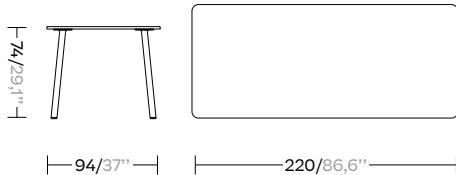
Dining Armchair

KS1300100



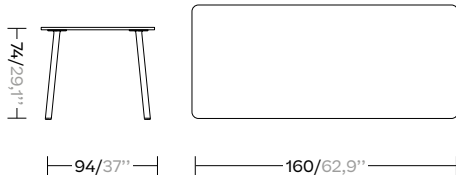
Dining Table 220x94

KS1300600



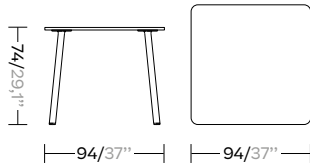
Dining Table 160x94

KS1300500



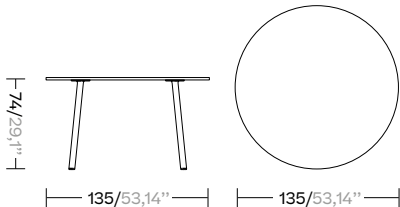
Dining Table 94x94

KS1300300



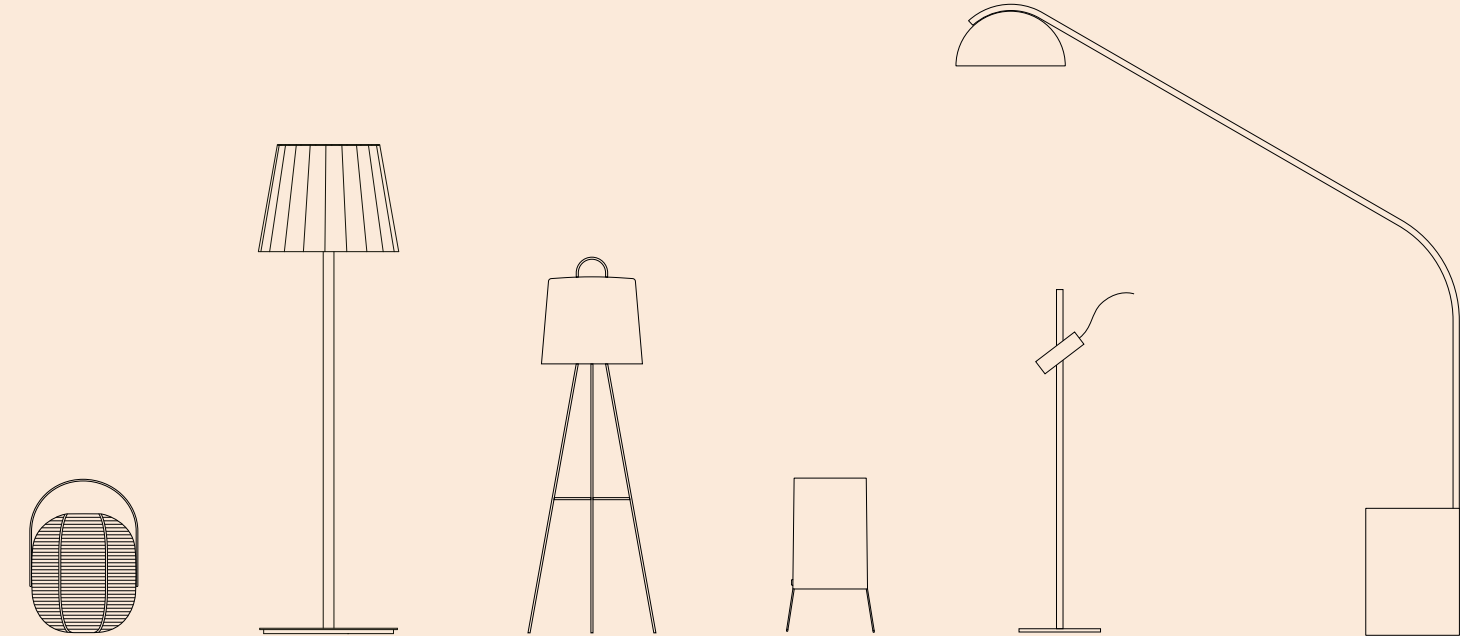
Dining Table D135

KS1300400





# Lighting



Elegance and technology meet  
to improve the lighting of your spaces.

The different light designs can adapt to all situations:  
conversation, concentration, relaxation and more.  
We now know that an adequate amount of light and a  
clever placement improves mood and energy levels.  
Form, function and performance is driving the fusion  
of technology and emotion.



# Half Dome, by Naoto Fukasawa



## Half Dome

Never the same Half Dome, never the same light or the same mood. Half Dome is a great mountain with endless variations of lighting and sky situations and seasonal characteristics; the many images reflect the varied creative responses to this remarkable granite monolith. The dimension of Half Dome light follows our image of the moonlight.





# Bela lamp, by Doshi Levien

Bela is a colorful and versatile lamp with a continuous length of rope in a form referencing the texture and lightness of traditional handwoven lanterns. Every year in India there is a kite festival and the streets are lined with enormous spinning frames wound with colourful kite string. These light wooden structures gave Doshi Levien the idea for the frames or spools onto which the Bela ropes are clipped. It can be placed directly on the floor, suspended or used as a standing lamp.





# Dots, by Kettal Studio

Dots lamps, manufactured in aluminium with LED lights, are available in two versions: floor lamp with a circular base and planter lamp with a base that can be fastened to the ground. The new Dots lamps have been developed for indoor and outdoor use. The height and direction can be adjusted to focus the light where it is needed. The lamp features a waterproof switch and includes a USA plug.





Living 2022

# Fila, by Michel Charlot

The Fila collection is a fitted fabric lampshade that covers a simple aluminum structure. It may seem like just another wire sculpture, but it completely transforms when the sun sets. When the fabric lampshade is lit up, it projects a colourful shadow display into the night. The Fila outdoor lamps are available in three sizes and there are seven colour combinations to choose from, coupling coloured aluminum with the Parallels fabric collection designed by Doshi Levien.



# Mia, by Michel Charlot

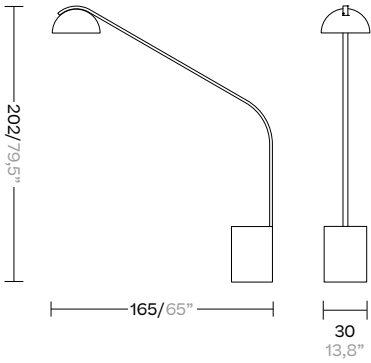
Mia is a family of nomadic lamps built around an acid-treated glass diffuser which is protected by a large polypropylene lampshade. Both are held in place by a clever wire structure. It was important to have the lamps completely waterproof. By achieving this, the Mia allows for a wide range of applications and it is suitable for outdoor use. The Mia series comprises multiple variations, including a small battery powered lamp.







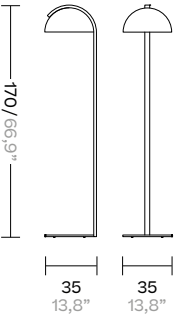
Overhang Lamp



KS5700200



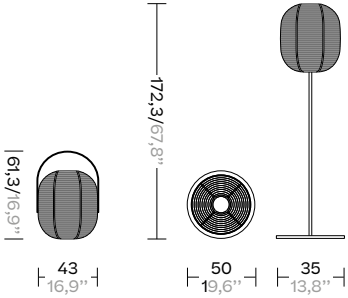
Floor Lamp



KS5700100



Bela Lamp & Bela Lamp Floor

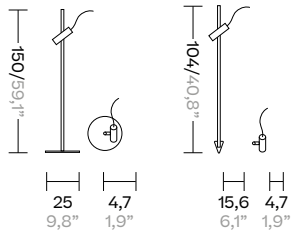


KS5700400

KS5700300



Dots Outdoor Floor Lamp & LED Aluminium Planter light



KS5700600

KS5700500





Mia Lamp Outdoor Floor Lamp

KS5700800

35

13,8"

126/49,73"

34,5

13,5"



Mia Table Lamp Manganese S & L

KS5700900

38,2

15"

44,6

17,5"

25,4

10"

25,4

10"

34

13,3"

34

13,3"



Floor Lamp

KS5700700

53

20,8"

55/21,6"

185/72,8"



Fila Floor Lamp XL

KS5701200

134,8/53,1"

52

20,6"

52

20,6"



Fila Lamp L

KS5701300

78,8/29,9"

41,6

16,4"

41,6

16,4"



Fila Lamp S

KS5701400

46,7

18,4"

29

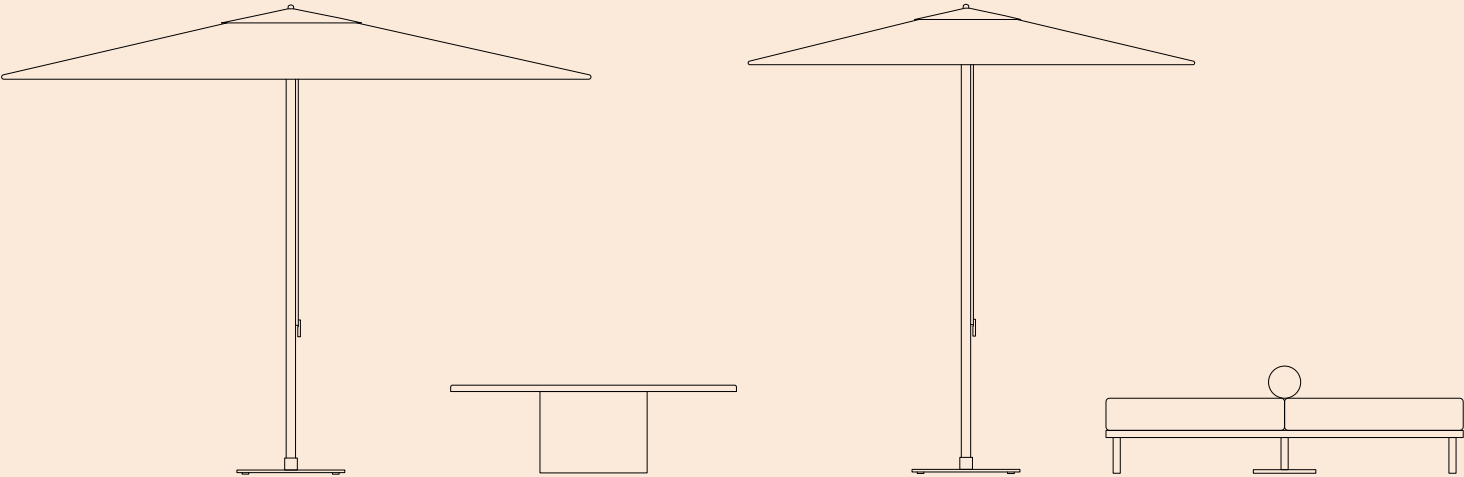
11,4"

29

11,4"



# Shadow



# Selectively shade your outdoor spaces.

The humble parasol has a vital role to play in maximizing your enjoyment of outdoor spaces. It ushers away the harsh sunlight and it should be an unassuming but elegant presence on the patio.



# Meteo S, by Konstantin Grcic

Meteo aims to explore the largely untapped design potential of modern parasols. Protection from direct sunlight is becoming a quintessential condition for our health and wellbeing. The increasing impact of parasols and other sunshade systems on the planning and furnishing of modern cityscapes, recreational resorts and private dwellings gives rise to the challenge of a renewed approach to this specialized product category.









## Meteo L






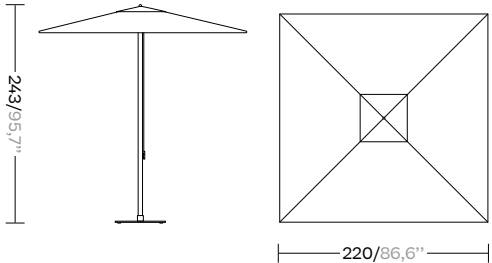






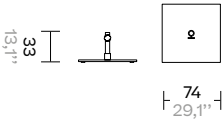
S Parasol

KS5705800



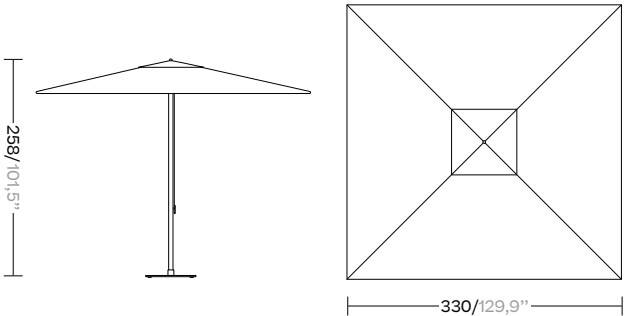
S Meteo Parasol Steel Flat Base (No wheels)

KS5706000



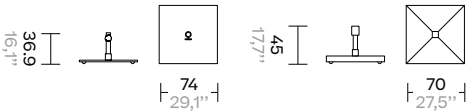
L Meteo Parasol

KS5702700



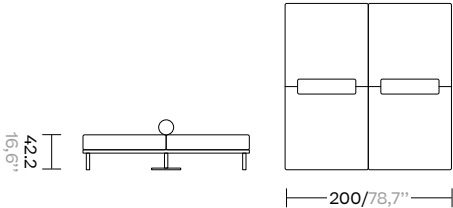
L Meteo Telescopic Steel Flat Base (With wheels)  
L Meteo Telescopic Concrete Base (With wheel)

L Meteo Telescopic Steel Flat Base  
KS5706200  
L Meteo Telescopic Concrete Base  
KS5706300



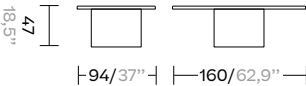
Daybed Base Parasol

KS5703000\*



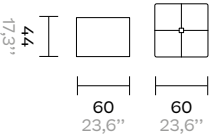
Steel Centre Table Base Parasol

KS5703000\*




Steel Planter Base Parasol

KS5703100\*





# Objects



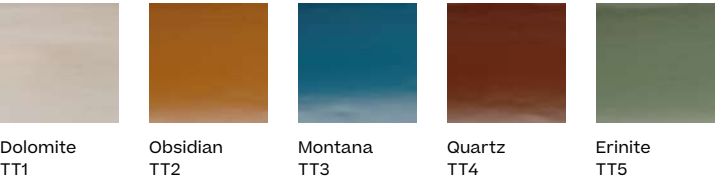
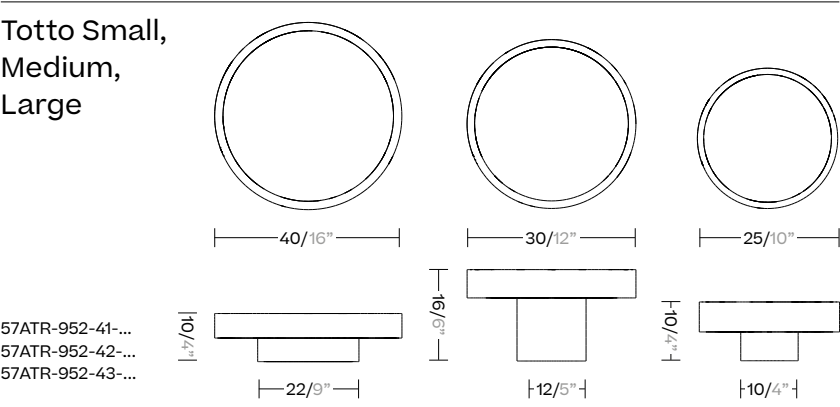
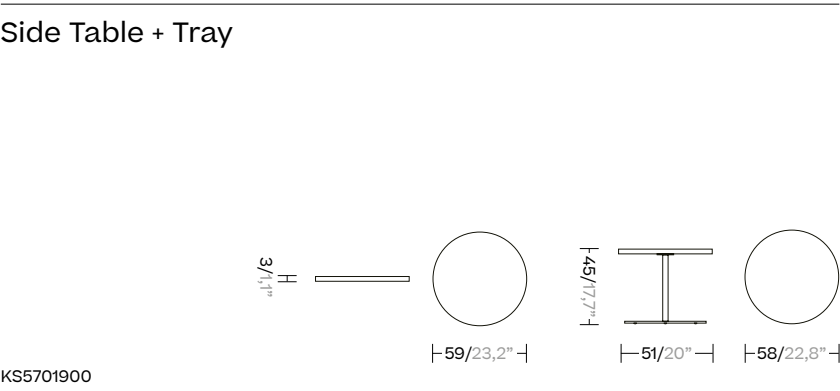
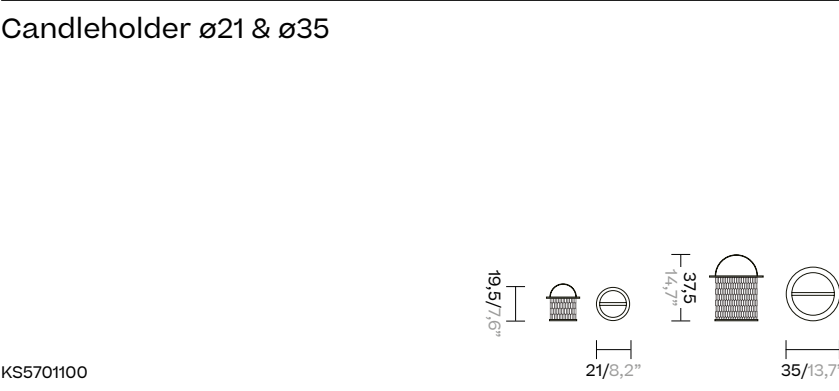
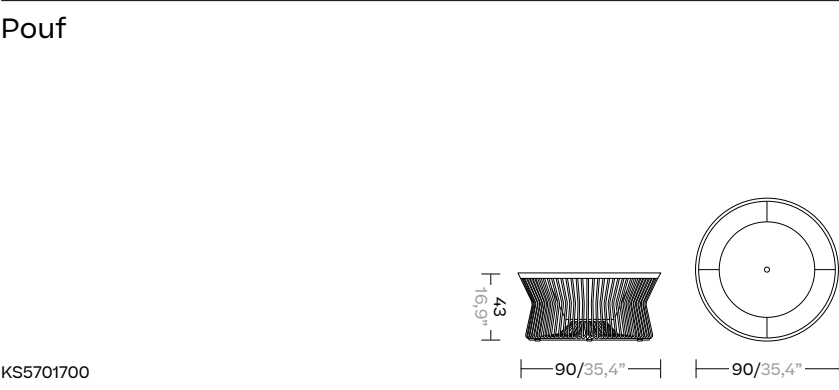
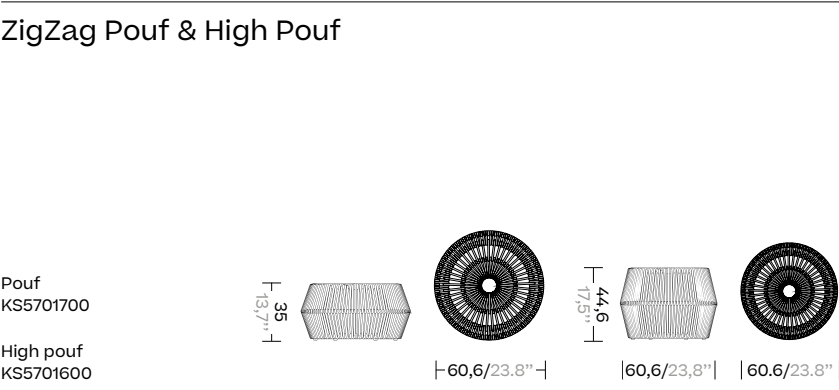
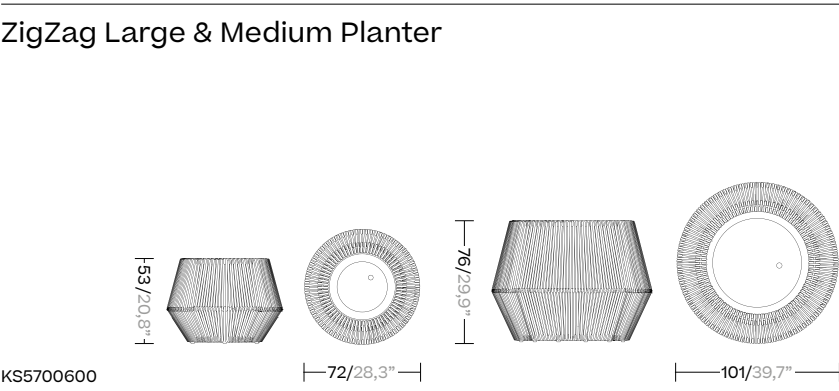
Offering additional options while complementing the collections.

A selection of objects that complement indoor and outdoor spaces. They will dovetail aesthetically and functionally with your overall project.











Objects

# Outdoor Kitchen



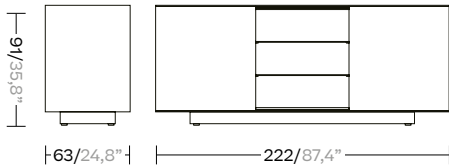




Outdoor Kitchen

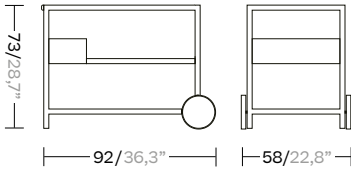


KS5702100



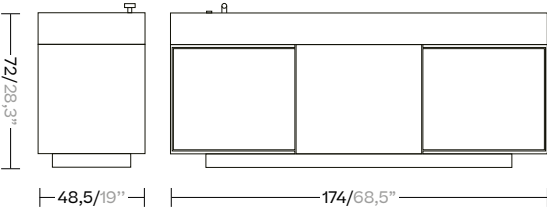
Trolley

KS5702200




Sideboard

KS5702000





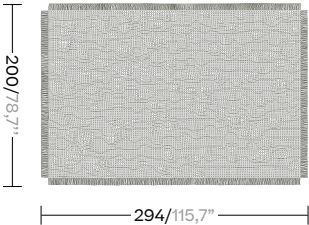






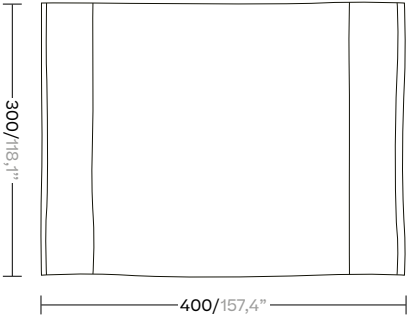
Rug

KS5702300



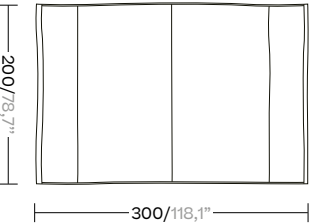
Block Fabrics Rugs

KS5702400



Line Fabrics Rugs

KS5702500






# Finishes

Contemporary & elegant finishes  
for endless combinations.


The wide selections of materials include fabrics, metals, woods, stones and ceramics. All of these worlds form the basis of the library. We invite the professional to explore and combine colors, textures and materials to create exclusive codes for each project.




# First fire resistant Acrylic fabric




Class A2




CAL 117




NFPA 260




IMO



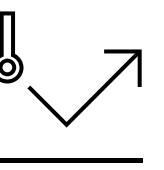
Water repellent




Anti-mould




UV-Resistant



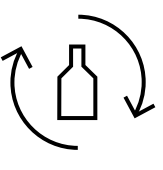
Temperature resistant




Fire retardant




Local Supplier



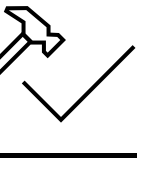
Longlife cycle



Easy clean




Anti-stain



Abrasion resistant

Kettal has created the first 100% fire-resistant outdoor Acrylic fabric on the market. The development of the fabric has been carried out through the innovation of the molecules that make up the fabric.





# Colors not pure as on earth

Color occupies a central place, which makes it a great versatility and combinations if effort.


Despite the complexity of the textile’s innovative weave, it has a simple and precise expression. Terrain made of 3 threads of different colors. As in the colors of the earth, no color is pure, but they are composed of different shades, textures, volumes. Terrain is composed of 3 different shades to create unique colors, with very personal nuances, original textures that cannot be found in any color chart.






# Terrain Elements

100% Fire Resistant Dyed Acrylic



## Technical specifications

Property	Value	Units	Standard used
Grammage	370	g/m²	UNE 40339
Resistant to superficial wetting	100	(max. 100)	UNE-EN ISO 24920
Warp tensile strength	180	daN/5 cm	UNE-EN ISO 13934-1
Weft tensile strength	240	daN/5 cm	UNE-EN ISO 13934-1
Warp tearing resistance	21	daN	UNE-EN ISO 13937-2
Weft tearing resistance	29	daN	UNE-EN ISO 13937-2
Colour fastness to artificial weathering	7-8	blue scale (8)	UNE-EN ISO 105-B04
Colour fastness to artificial light	7-8	blue scale (8)	UNE-EN ISO 105-B02
Abrasion resistance (Martindale)	60.000	cycles	ISO 12947-2
Abrasion resistance (Wyzenbeek)	15.000	double rubbs	ASTM D4157
Flame retardant	Pass		FIRE TESTS NFPA 260 BS 5852 Crib 5 • IMO FTP Code 2010 Part 8 • NF D 60 013 • NFPA 701 • SN 198 898 5.2 • UNI 9177 Classe 1 • US Cal. Bull. 117-2013 • NF P 92 507 M1 • DIN 4102 B1 • EN 1021-1/2 • ÖNORM B1/Q1 • ASTM E84 Class A Unadhered • ASTM E84 Class B Adhered • UNI 9175 1IM



Video of the Terrain Elements process



Test Report of Danish Technological Institute  
Raport Number: 989778-1-TEX



# Ecological awareness

# Choosing materials —being a large business comes with large responsibilities

Choosing materials for us is about making responsible decisions. When we're not able to use renewable resources, we aim for recycled or recyclable ones.

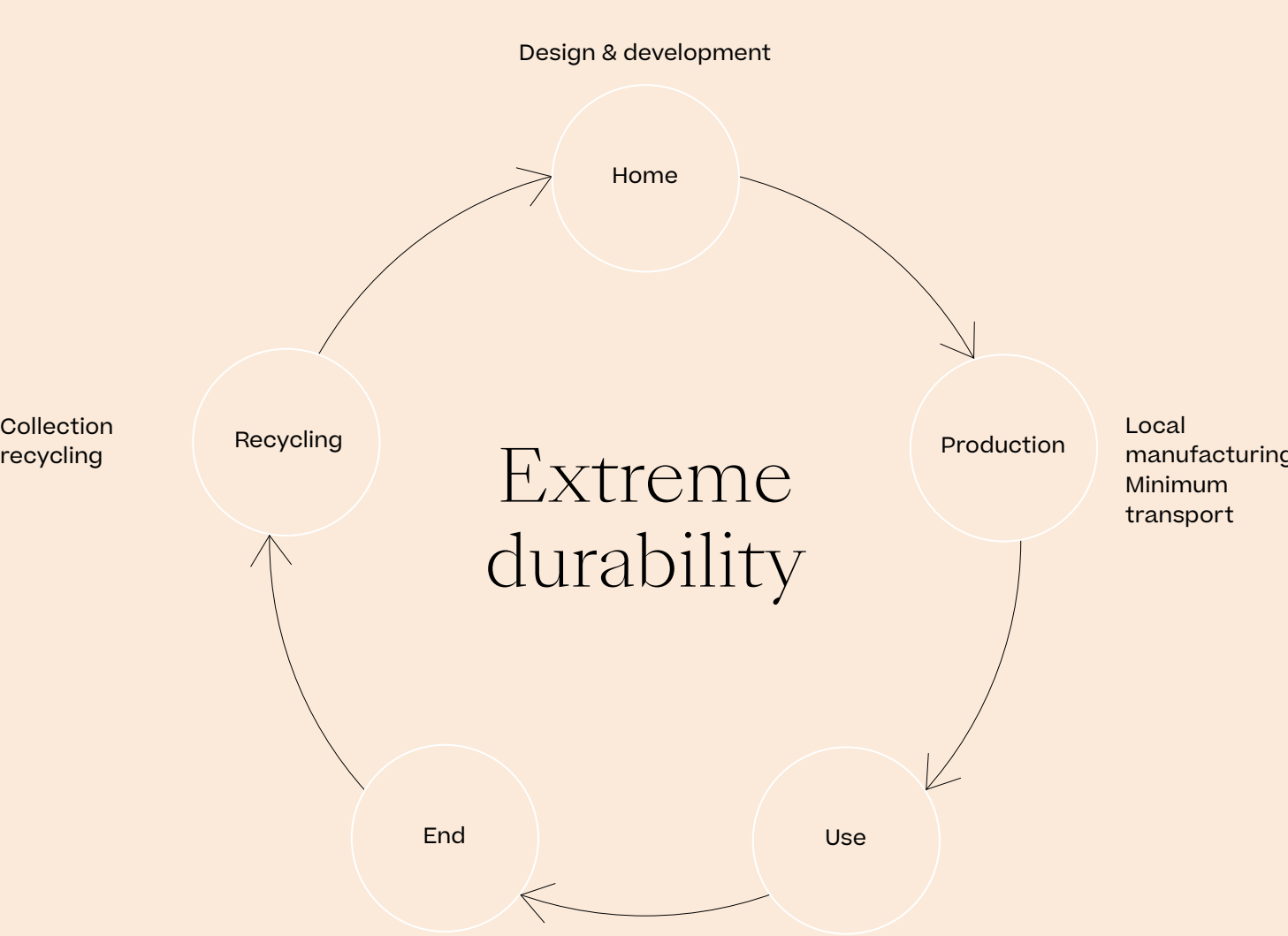


# Recycled & Recyclable

<div>Aluminium</div> <div><div><div></div><div></div></div><div>85% RECYCLED.</div><div>100% recyclable</div></div> <div>CARBON EMISSIONS: 6,99kg CO2 eq/kg DURABILITY AVERAGE: 30 years</div>	<div>Stainless Steel</div> <div><div><div></div><div></div></div><div>70% RECYCLED.</div><div>100% recyclable</div></div> <div>CARBON EMISSIONS: 4,55 kg CO2 eq/kg DURABILITY AVERAGE: 20 years</div>
<div>Terrain Coating</div> <div><div><div></div><div></div></div><div>0% RECYCLED.</div><div>0% recyclable</div></div> <div>CARBON EMISSIONS: 0,88 kg CO2 eq/kg DURABILITY AVERAGE: 20 years</div>	<div>Bela Ropes and Stripes</div> <div><div><div></div><div></div></div><div>50% RECYCLED.</div><div>100% recyclable</div></div> <div>CARBON EMISSIONS: 2,21 kg CO2 eq/kg DURABILITY AVERAGE: 15 years</div>
<div>Soga</div> <div><div><div></div><div></div></div><div>50% RECYCLED.</div><div>100% recyclable</div></div> <div>CARBON EMISSIONS: 2,21 kg CO2 eq/kg DURABILITY AVERAGE: 15years</div>	<div>Terrain Elements Fabrics</div> <div><div><div></div><div></div></div><div>10% RECYCLED.</div><div>100% recyclable</div></div> <div>CARBON EMISSIONS: 3,81kg CO2 eq/kg DURABILITY AVERAGE: 15 years</div>
<div>Tonale</div> <div><div><div></div><div></div></div><div>40% RECYCLED.</div><div>100% recyclable</div></div> <div>CARBON EMISSIONS: 3,81kg CO2 eq/kg DURABILITY AVERAGE: 15 years</div>	<div>Parallel</div> <div><div><div></div><div></div></div><div>60% RECYCLED.</div><div>100% recyclable</div></div> <div>CARBON EMISSIONS: 2,72 kg CO2 eq/kg DURABILITY AVERAGE: 20 years</div>
<div>Teak</div> <div><div><div></div><div></div></div><div>0% RECYCLED.</div><div>100% recyclable</div></div> <div>CARBON EMISSIONS: 0,31 kg CO2 eq/kg DURABILITY AVERAGE: 20 years</div>	<div>Red Cedar</div> <div><div><div></div><div></div></div><div>0% RECYCLED.</div><div>100% recyclable</div></div> <div>CARBON EMISSIONS: 0,21 kg CO2 eq/kg DURABILITY AVERAGE: 20 years</div>
<div>Glass</div> <div><div><div></div><div></div></div><div>20% RECYCLED.</div><div>100% recyclable</div></div> <div>CARBON EMISSIONS: 0,79 kg CO2 eq/kg DURABILITY AVERAGE: 30 years</div>	<div>Ceramic</div> <div><div><div></div><div></div></div><div>0% RECYCLED.</div><div>85% recyclable</div></div> <div>CARBON EMISSIONS: 0,67 kg CO2 eq/kg DURABILITY AVERAGE: 30 years</div>
<div>Minera Stones</div> <div><div><div></div><div></div></div><div>0% RECYCLED.</div><div>60% recyclable</div></div> <div>CARBON EMISSIONS: 0,11 kg CO2 eq/kg DURABILITY AVERAGE: 30 years</div>	

(recommended materials)

# Life cycle analysis





# Ecological awareness.

## To buy responsibly means to keep for a longer time.

For us at Kettal, ecology is not marketing. It’s a very serious matter. We have analyzed the variants of product life cycle to minimize environmental impact as far as possible. Not only in our raw material usage, but also other variables such as CO2 emissions from transport or use and durability.

Raw materials: Not only are they recyclable but also recycled. We study the impact of the material over time. There is no point using a very ecological material if, due to its construction, it needs to be replaced many times during the product’s life cycle, thus multiplying the pollution caused by its production process.

Okm production: Trying to produce all components close to our Kettal production center in Barcelon is one of the brand’s objectives to reduce CO2. The essential raw materials used at Kettal, such as fabric, rope and aluminum, are produced within a radius of 100km.

Use and durability: We do not build in obsolescence. Each design is aesthetically designed and technically developed to last as long as possible. The longer a product lasts, the less often it has to be replaced and therefore the fewer production processes that have to be carried out.

Accordingly, we at Kettal keep technical drawings and product patterns that are 30 years old in order to be able to replace components and extend the life of the product.



Kettal is developing and manufacturings in Europe with a straight focus on the LEED standard requirements. Kettal Quality & Certification management team is

coordinating the LEED Certification process with an external LEED specialist consultant.



Selection of local partners and suppliers (Short Distance Supply Chain).




Selection of long life cycle manufacturing components and techniques (Aluminum, coating, fabrics, foams, secured glass).



Selection of environmental certified materials (OekoTEX, EPD, FSC).



Selection of recycled and/or recycled materials (Recycled aluminum, recycled foam, recycled fabric).





Terrain Elements

					
Charcoal 01L-01T	Cumulus 02L-02T	Fog 09L-09T	Porous Grey 08L-08T	Snowcap 03L-03T	Moonstone 07L-07T
					
Karakum 06L-06T	Cambium 12L-12T	Raku 11L-11T	Clove 13L-13T	Desert Rose 14L-14T	Pink Salt 15L-15T
					
Pacific Dawn 16L-16T	Acer 17L-17T	Firetail 18L-18T	Glowing Ember 19L-19T	Tiger Eye 05L-05T	Goldrush 04L-04T
					
Sea Heart 22L-22T	Heath 21L-21T	Peppercorn 20L-20T	Rock Pool 23L-23T	Tropic 24L-24T	Skylark 25L-25T
					
Nautica 26L-26T	Blue Reef 27L-27T	Cosmos 28L-28T	Amethyst 29L-29T		

L: Laminate  
T. No laminate

Materials

Tonale Lino

				
Alba H51	Mist H52	Mud Rain H53	Haboob H54	Sunstruck H55

Tonale Boucle

					
Alba H01	Afterglow H03	Haboob H02	Sunstruck H04	Storm H06	Aurora H05

Soga (Giro Collection)

			
New Dawn 455	Ivy 465	Chesnut 475	Woodland 485

Geometric Fabrics






				
Umbra Grey 193	Dash Grey 163	Shade Grey 153	Dots Grey 143	Dots Light Grey 148

Wood

	
Teak	Cinnamon teak



Plain Bela rope

								
Basalt Z01	Shore Line Z02	Nimbus Z03	Polar White Z04	Dry Vine Z05	Reed Z06	Dusk Z07	Riverbed Z08	Terra Firma Z09
								
Chestnut Z10	Black Cacao Z14	Gypsum Z11	Dragon Tree Z12	Sumac Z13	Mader Root Z15	Red Mud Z16	Tumeric Z19	Champa Z20
								
Charoli Z18	Tamarind Z17	Bitter Goud Z21	Foilar Z22	Evergreen Z23	Sea Grass Z25	Teal Z24	Azur Z28	Blue Slate Z29
								
Midnight Z30	Lavandin Z27	Treetop Z26						

Round Bela rope

									
Basalt Z01	Shore Line Z02	Nimbus Z03	Polar White Z04	Dry Vine Z05	Reed Z06	Dusk Z07	Riverbed Z08	Terra Firma Z09	Chestnut Z10
									
Black Cacao Z14	Gypsum Z11	Dragon Tree Z12	Sumac Z13	Mader Root Z15	Red Mud Z16	Tumeric Z19	Champa Z20	Charoli Z18	Tama- rind Z17
									
Bitter Goud Z21	Foilar Z22	Ever- green Z23	Sea Grass Z25	Teal Z24	Azur Z28	Blue Slate Z29	Midnight Z30	Lavandin Z27	Treetop Z26







Terrain Paint









									
Slate Stone 01C	Mysty Smoke 02C	Ash 03C	Bone 04C	Tuff 05C	Wet Stone 06C	Sand Dune 07C	Dry Clay 08C	Arabica 09C	Sepia 19C
									
Rose Canyon 16C	Blossom 20C	Ruby Dust 18C	Sunset Glow 17C	Terrarosa 15C	Terracota 14C	Amber 13C	Ginger Root 12C	Desert Storm 11C	African Savannah 10C
									
Spring Meadow 28C	Kombu 29C	Forest Stream 27C	Sea Moss 26C	Glacier Ice 25C	Polar Sky 24C	Nightfall 23C	Indigo 22C	Wild Lupin 21C	
									
Galena 33C	Bronze 30C	Corten 31C	Manganese 32C						

Materials

Ceramics

			
Ceppo di gre (Pavilions)	Du Gent Grey (Giro)	Statuario White (Giro)	Royal Black (Giro)




Glaze paints

					
Erinite 376	Montana 377	Indian Sapphire 371	Dolomite 373	Obsidian 372	Jasper 375
					
Black Diamond 374	Smoky Quartz 370				

Minera


				
Antique Rose MI3	Atlas MI4	Ocher MI5	Red Fort MI6	Stoneware MI7

Aluwood


		
Atlantic White Cedar 930	Western Red Cedar 920	Smoked Wenge 910




Parallels




White Anemone  
527




Lace Coral  
528




Padina  
564




Saline  
571




Alaria  
572




Sponge  
536




Fucus  
537




Urchin  
547




Kelp  
556




Turtle Grass  
553




Deep Ocean  
570




Winter Sea  
569




Xenia  
568




Plumaria  
567



Irish Moss  
559



Coral  
562



Dulse  
565

Parallels (Porotex)



White Salt  
989



Silver Moon  
990



Sea Shell  
991



Beach Sand  
992




River Sand  
988




Black Urchin  
993


Shelter fabrics




Cenit Sky  
860




Cloudy  
862




Sun Shine  
865




Desert Storm  
866




Stormy Sky  
863



Mud Storm  
867



Boreal  
864



Sun shade  
861

Curtain / Sheers



Shade White  
800



Shade Linen  
801



Shade Brown  
802



Shade Taupe  
803

Roller blind fabric



Pearl Linen  
795




Ebony Sand  
793




Ebony Bronze  
796


Leather



Light Brown  
350




Dark Brown  
352



Taupe  
351



Roll Straps



Cotton  
CR1



Calatea  
CR2



Plume Thistle  
CR3



Burnt Wood  
CR4




Sun Flower  
CR5




Sea Holy  
CR6


Piping




Rosemary  
MR1




Whole Clove  
MR2




Mustard Grain  
MR3




Sea Salt  
MR4




Ground Pepper  
MR5



Black Salt  
MR6




Poppy Seed  
MR7




Rose Harissa  
MR8


Line Rugs




White Saltflats




Volcanic Dust




Highlands Valley



Northern Lights




Slot Canyon



Atacama Desert

Block Rugs



White Saltflats

Waranty terms

For domestic use, all products, except for cushions, covers and fabrics (including textiles), are guaranteed for a period of five years against any manufacturing defect that affects their suitability for use. This applies to normal conditions of use and maintenance. This guarantee does not apply to faults or imperfections resulting from the passage of time or normal wear and tear. Circumstances not covered by this guarantee include, but are not limited to, the fading or change in shade of colours, changes in wood texture, scratches resulting from use, etc. For non-domestic use, by the hotel and catering industry and collectives for example, all products, except cushions, covers and fabrics, are guaranteed for a period of two years. This guarantee is subject to the same conditions as outlined above.

Technical specifications

Committed to innovation and quality, Kettal's collections are manufactured to the strictest quality standards, from the selection of the materials, to the quality and safety testing of the furniture.

IMO Certification

Upon request, we can certify our products under the IMO standards.



See all the finishes colors of each image here

Cala Collection Images  
page: 138-143

Proyecto: Casa TM  
Arquitectura: Casas de México / @  
cdmcasasdemexico  
Fotografía: Rory Garidner / @  
arorygardiner

Giro Collection Images  
pages: 59, 72-77  
copyright. Winery VV

Architect: Vincent Van Duysen

Giro Collection Images  
pages: 78-79  
copyright. Villa Mandra by K-Studio.  
brechenmacher-baumann.com

Roll copyright images  
page: 180-181  
Project | Dalkeith, Perth, Australia

Architect: Brooking Design  
Builder: Palazzo Homes  
Photography: Gathering Light  
Interior Design & Styling: Jill Owens  
Interiors



We would love  
to hear from you.

Head office

Kettal Barcelona  
Aragón, 316  
08009 Barcelona, Spain  
T. (34) 93 487 90 90  
F. (34) 93 487 90 66



Download our  
Workplace catalogue



Download our  
Contract catalogue

Showrooms

Kettal Barcelona  
Aragón, 316  
08009 Barcelona, Spain  
t. (34) 93 488 10 80  
tienda.bcn@kettal.es

Paris Showroom  
80, Blvd Malesherbes  
75008 Paris, France  
t. (33) 1 43 59 51 40  
boutique.paris@kettal.es

Miami Showroom  
147 Miracle Mile  
Coral Gables,  
Florida 33134, USA  
t. (1) 786 552 90 22  
miami.store@kettal.es

Marbella Showroom  
Crtra. de Cádiz, Km.179  
(entre el Marbella Club  
y el Guadalpin)  
29600 Marbella, Spain  
t. (34) 95 277 89 89  
tienda.marbella@kettal.es

London Showroom  
567 Kings Road,  
London SW6 2 EB  
t. (44) 20 7371 5170  
sales@kettal.co.uk

New York  
The D&D Annex:  
222 East 59th Street  
Suite 222-333  
New York, NY 10022, USA  
t. (1) 917-992-9419  
newyork.showroom@kettal.com

COD. P800082122



